
TIM BROPHY
WILL COUNTY TREASURER
EX-OFFICIO COUNTY COLLECTOR
MONTHLY REPORT
May 31, 2022

WILL COUNTY CLERK
WILL COUNTY, ILLINOIS
2022 JUL 14 PM 2:24

FILED



Tim Brophy
 Will County Treasurer
 Monthly Report
 May 31, 2022



COMPLIANCE | This report is prepared for the Will County Board pursuant to Illinois Counties Code regarding the monthly report of investments and deposits (55 ILCS 5-3-11007). The code states that "on the twenty-eighth day of each month, the county treasurer shall publish a report disclosing the investments and deposits of county moneys as of the first day of that month." This report shall be transmitted to each member of the county board, and the report shall be a public record.

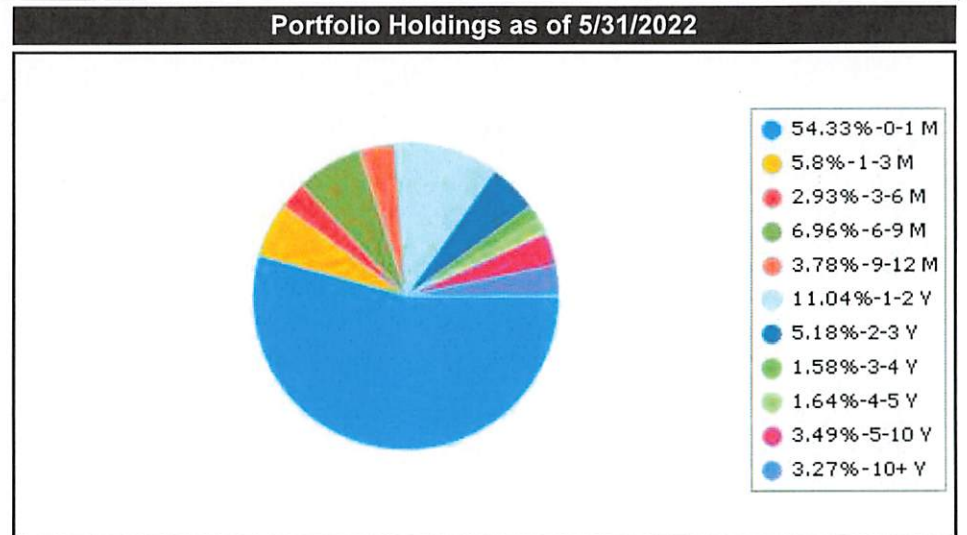
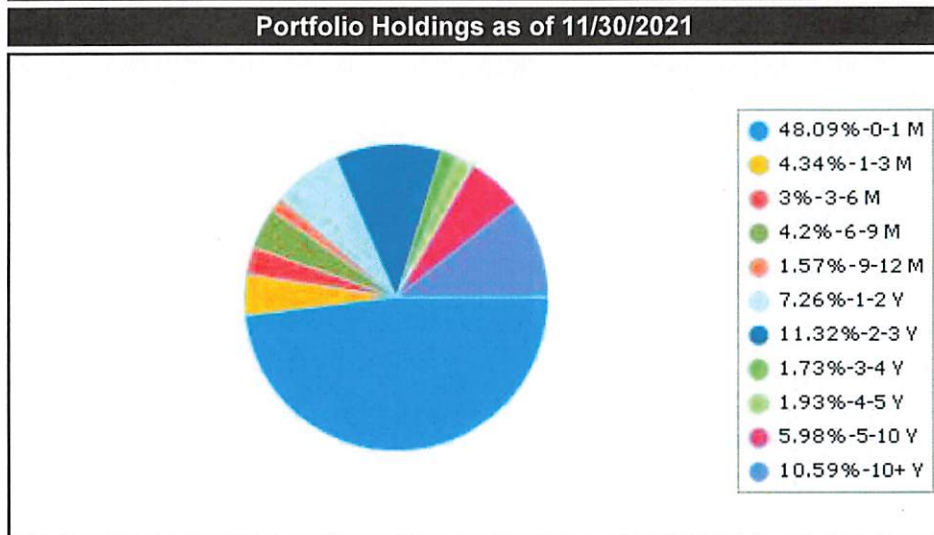
Security Sector	Face Amount/Shares	Market Value	Book Value	% of Portfolio	YTM @ Cost	Days To Maturity
Cash	-750.00	-750.00	-750.00	0.00	0.00	1
Corporate	81,374,564.05	80,396,305.70	82,091,882.39	23.46	2.26	749
Local Government Investment Pool	207,970.48	207,970.48	207,970.48	0.06	0.00	1
Money Market	156,823,830.72	156,823,830.72	156,823,830.72	44.81	0.62	1
Municipal	910,000.00	913,796.45	911,691.67	0.26	2.55	486
US Agency	47,855,738.80	46,705,956.81	48,575,159.99	13.88	1.25	2,552
US Treasury	61,440,000.00	60,802,448.04	61,362,909.49	17.53	0.59	271
Total / Average	348,611,354.05	345,849,558.20	349,972,694.74	100.00	1.09	579



Will County Distribution by Maturity Range - Market Value All Portfolios

Begin Date: 11/30/2021, End Date: 5/31/2022

Maturity Range Allocation				
Maturity Range	Market Value 11/30/2021	% of Portfolio 11/30/2021	Market Value 5/31/2022	% of Portfolio 5/31/2022
0-1 Month	163,049,384.72	48.09	187,899,291.84	54.33
1-3 Months	14,709,599.09	4.34	20,057,602.74	5.80
3-6 Months	10,183,887.13	3.00	10,135,614.97	2.93
6-9 Months	14,236,276.37	4.20	24,085,023.85	6.96
9-12 Months	5,331,658.57	1.57	13,062,237.12	3.78
1-2 Years	24,613,256.72	7.26	38,168,305.09	11.04
2-3 Years	38,365,904.25	11.32	17,899,533.98	5.18
3-4 Years	5,880,130.14	1.73	5,460,072.73	1.58
4-5 Years	6,528,072.69	1.93	5,677,576.50	1.64
5-10 Years	20,263,911.26	5.98	12,084,860.45	3.49
10+ Years	35,902,314.24	10.59	11,319,438.93	3.27
Total / Average	339,064,395.18	100.00	345,849,558.20	100.00





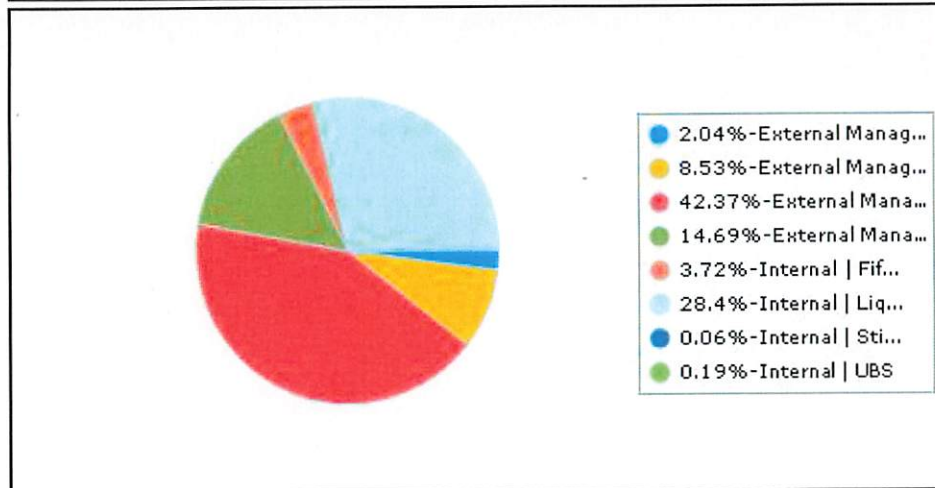
Will County Distribution by Main Fund - Market Value All Portfolios

Begin Date: 11/30/2021, End Date: 5/31/2022

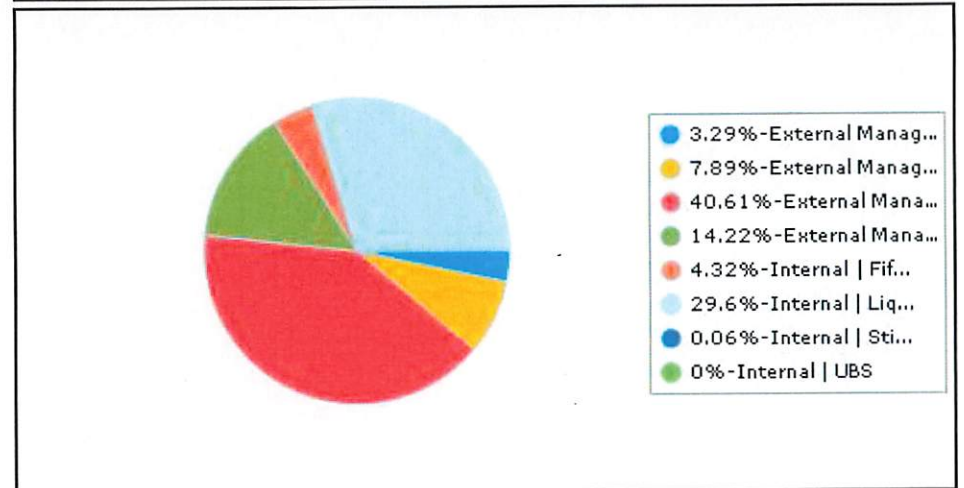
Main Fund Allocation

Main Fund	Market Value 11/30/2021	% of Portfolio 11/30/2021	Market Value 5/31/2022	% of Portfolio 5/31/2022
External Manager First Midwest Bank	6,902,665.58	2.04	11,390,976.75	3.29
External Manager UBS	28,915,511.02	8.53	27,303,653.72	7.89
External Manager William Blair	143,675,940.78	42.37	140,441,375.26	40.61
External Manager William Blair - APRA	49,811,942.25	14.69	49,189,153.56	14.22
Internal Fifth Third Securities	12,615,011.43	3.72	14,952,937.26	4.32
Internal Liquid Assets	96,284,070.37	28.40	102,371,603.65	29.60
Internal Stifel	201,732.00	0.06	199,858.00	0.06
Internal UBS	657,521.75	0.19	0.00	0.00
Total / Average	339,064,395.18	100.00	345,849,558.20	100.00

Portfolio Holdings as of 11/30/2021



Portfolio Holdings as of 5/31/2022



Will County
Portfolio Holdings
Investment Portfolio | by Main Fund
Report Format: By Transaction
Group By: Main Fund
Average By: Market Value
Portfolio / Report Group: All Portfolios
As of 5/31/2022

Description	CUSIP/Ticker	Security Sector	YTM @ Cost	Face Amount/Shares	Market Value	Maturity Date	Days To Maturity	% of Portfolio
External Manager First Midwest Bank								
Caterpillar Financial 0.45 5/17/2024	14913R2L0	Corporate	0.338	300,000.00	287,382.00	5/17/2024	717	0.08
Charles Schwab 0.75 3/18/2024-24	808513BN4	Corporate	0.516	300,000.00	289,938.00	3/18/2024	657	0.08
First Midwest Bank MM	MM0334	Money Market	0.600	598,812.75	598,812.75	N/A	1	0.17
FMW Pending Trades Cash	CASH0334	Cash	0.000	-750.00	-750.00	N/A	1	0.00
Glaxosmithkline Capital 0.534 10/1/2023-22	377373AL9-2	Corporate	0.432	300,000.00	292,590.00	10/1/2023	488	0.08
Goldman Sachs GroupVar. Corp 2/23/2023 -22	38141GWU4	Corporate	2.260	300,000.00	299,478.00	2/23/2023	268	0.09
John Deere Capital 0.45 1/17/2024	24422EVN6	Corporate	0.426	300,000.00	289,263.00	1/17/2024	596	0.08
Qualcomm Inc Var. Corp 1/30/2023	747525AS2	Corporate	1.029	300,000.00	300,975.00	1/30/2023	244	0.09
T-Note 0.125 8/15/2023	91282CAF8	US Treasury	0.157	500,000.00	487,680.00	8/15/2023	441	0.14
T-Note 0.25 6/15/2023	912828ZU7	US Treasury	0.152	500,000.00	490,145.00	6/15/2023	380	0.14
T-Note 0.25 7/31/2025	91282CAB7	US Treasury	0.276	500,000.00	462,170.00	7/31/2025	1,157	0.13
T-Note 0.375 7/31/2027	91282CAD3	US Treasury	0.460	500,000.00	441,225.00	7/31/2027	1,887	0.13
T-Note 0.5 6/30/2027	91282ZV5	US Treasury	0.454	500,000.00	444,760.00	6/30/2027	1,856	0.13
T-Note 0.625 7/31/2026	91282CCP4	US Treasury	1.391	500,000.00	457,015.00	7/31/2026	1,522	0.13
T-Note 0.625 8/15/2030	91282CAE1	US Treasury	0.692	500,000.00	418,965.00	8/15/2030	2,998	0.12
T-Note 0.75 3/31/2026	91282CBT7	US Treasury	0.866	300,000.00	277,701.00	3/31/2026	1,400	0.08
T-Note 0.75 3/31/2026	91282CBT7	US Treasury	1.350	200,000.00	185,134.00	3/31/2026	1,400	0.05
T-Note 0.75 4/30/2026	91282CBW0	US Treasury	1.375	500,000.00	462,090.00	4/30/2026	1,430	0.13
T-Note 0.875 6/30/2026	91282CCJ8	US Treasury	1.385	500,000.00	462,735.00	6/30/2026	1,491	0.13
T-Note 0.875 9/30/2026	91282CCZ2	US Treasury	1.409	500,000.00	460,335.00	9/30/2026	1,583	0.13
T-Note 1 12/15/2024	91282CDN8	US Treasury	1.072	500,000.00	479,710.00	12/15/2024	929	0.14
T-Note 1.125 10/31/2026	91282CDG3	US Treasury	1.181	500,000.00	464,805.00	10/31/2026	1,614	0.13
T-Note 1.125 2/28/2025	912828ZC7	US Treasury	1.109	500,000.00	479,415.00	2/28/2025	1,004	0.14
T-Note 1.25 11/30/2026	91282CDK4	US Treasury	1.410	500,000.00	466,925.00	11/30/2026	1,644	0.14
T-Note 1.25 12/31/2026	91282CDQ1	US Treasury	1.419	500,000.00	466,135.00	12/31/2026	1,675	0.13
T-Note 1.375 8/31/2026	912828YD6	US Treasury	1.381	500,000.00	471,320.00	8/31/2026	1,553	0.14
United Health Group 0.55 5/15/2024-22	91324PEB4	Corporate	0.483	500,000.00	479,080.00	5/15/2024	715	0.14
Walt Disney Company 1.75 8/30/2024-24	254687FK7	Corporate	1.561	400,000.00	391,072.00	8/30/2024	822	0.11
WestPack 1.019 11/18/2024-24	961214EU3	Corporate	1.563	300,000.00	284,871.00	11/18/2024	902	0.08
Sub Total / Average External Manager First Midwest Bank			0.941	12,098,062.75	11,390,976.75		1,143	3.29
External Manager UBS								
Aflac Inc 3.625 11/15/2024	001055AM4	Corporate	3.179	500,000.00	506,720.00	11/15/2024	899	0.15
Amgen Inc 3.625 5/22/2024-24	031162BV1	Corporate	2.228	35,000.00	35,409.85	5/22/2024	722	0.01
Amgen Inc 3.625 5/22/2024-24	031162BV1	Corporate	2.223	250,000.00	252,927.50	5/22/2024	722	0.07
Baker Hughes 3.337 12/15/2027-27	05723KAE0	Corporate	2.630	450,000.00	436,117.50	12/15/2027	2,024	0.13
Baker Hughes 3.337 12/15/2027-27	05723KAE0	Corporate	1.954	6,000.00	5,814.90	12/15/2027	2,024	0.00
Bank of America 3.3 1/11/2023	06051GEU9-1	Corporate	3.863	550,000.00	553,773.00	1/11/2023	225	0.16
Bank of America 3.3 1/11/2023	06051GEU9-1	Corporate	2.991	300,000.00	302,058.00	1/11/2023	225	0.09
Bank of New York 2.8 5/4/2026	06408FAC7	Corporate	2.358	535,000.00	523,304.90	5/4/2026	1,434	0.15
BlackRock Inc 2.1 2/25/2032-31	09247XAS0	Corporate	2.591	100,000.00	85,523.00	2/25/2032	3,557	0.02

Description	CUSIP/Ticker	Security Sector	YTM @ Cost	Face Amount/Shares	Market Value	Maturity Date	Days To Maturity	% of Portfolio
Caterpillar Inc 3.4 5/15/2024-24	149123CC3	Corporate	0.616	800,000.00	809,248.00	5/15/2024	715	0.23
CME Group 3 3/15/2025-24	12572QAG0	Corporate	2.901	300,000.00	299,073.00	3/15/2025	1,019	0.09
CME Group 3 3/15/2025-24	12572QAG0	Corporate	2.846	400,000.00	398,764.00	3/15/2025	1,019	0.12
CME Group 3 3/15/2025-24	12572QAG0	Corporate	2.849	239,000.00	238,261.49	3/15/2025	1,019	0.07
Coca Cola 2.25 1/5/2032-22	191216DP2	Corporate	2.424	515,000.00	459,843.50	1/5/2032	3,506	0.13
Comcast 3.375 8/15/2025-25	20030NB0	Corporate	1.331	122,000.00	122,533.14	8/15/2025	1,172	0.04
Credit Suisse NY 3.625 9/9/2024	22546QAP2	Corporate	3.415	850,000.00	848,291.50	9/9/2024	832	0.25
Federal Realty 3.2 6/15/2029-29	313747AZ0	Corporate	2.326	200,000.00	185,342.00	6/15/2029	2,572	0.05
FFCB 1.14 8/20/2029-21	3133EL4P6	US Agency	1.155	250,000.00	216,407.50	8/20/2029	2,638	0.06
FFCB 1.15 6/24/2030-25	3133ELN42	US Agency	1.177	600,000.00	516,414.00	6/24/2030	2,946	0.15
FFCB 1.68 4/29/2030-21	3133ELXP4	US Agency	1.680	1,000,000.00	882,490.00	4/29/2030	2,890	0.26
FFCB 1.68 4/29/2030-21	3133ELXP4	US Agency	1.685	850,000.00	750,116.50	4/29/2030	2,890	0.22
FFCB 1.68 4/29/2030-21	3133ELXP4	US Agency	1.639	32,000.00	28,239.68	4/29/2030	2,890	0.01
FFCB 2.02 7/2/2040-21	3133ELR22	US Agency	2.017	500,000.00	387,365.00	7/2/2040	6,607	0.11
FFCB 2.05 1/23/2029	3133ELJR6	US Agency	1.002	425,000.00	401,765.25	1/23/2029	2,429	0.12
FFCB 2.06 2/5/2032	3133ELLV4	US Agency	0.955	360,000.00	324,334.80	2/5/2032	3,537	0.09
FFCB 2.4 9/1/2026	3133EHWV1	US Agency	1.643	230,000.00	225,952.00	9/1/2026	1,554	0.07
FFCB 2.86 4/24/2028	3133EKJD9	US Agency	0.844	200,000.00	198,266.00	4/24/2028	2,155	0.06
FHLB 0.5 3/10/2025-21	3130ALDZ4	US Agency	0.544	710,000.00	667,804.70	3/10/2025	1,014	0.19
FHLB 0.6 7/28/2026-22	3130AKNS1	US Agency	0.600	1,100,000.00	1,010,801.00	7/28/2026	1,519	0.29
FHLB 1.22 9/14/2029-21	3130AK3W4	US Agency	1.220	65,000.00	56,298.45	9/14/2029	2,663	0.02
FHLB 2.25 12/8/2023	3130A3VC5	US Agency	1.460	840,000.00	837,001.20	12/8/2023	556	0.24
FHLMC 1.02 10/27/2028-21	3134GWYU4	US Agency	1.030	210,000.00	184,539.60	10/27/2028	2,341	0.05
FHLMC 1.3 10/14/2031	3134GWYH3	US Agency	1.320	400,000.00	329,580.00	10/14/2031	3,423	0.10
FHLMC 1.375 7/15/2030-21	3134GV5A2	US Agency	1.375	850,000.00	721,012.50	7/15/2030	2,967	0.21
FHLMC 1.45 9/1/2032-21	3134GWF43	US Agency	1.468	500,000.00	427,220.00	9/1/2032	3,746	0.12
FNMA 0.75 9/30/2027-22	3136G44D2	US Agency	0.750	435,000.00	390,051.45	9/30/2027	1,948	0.11
Gilead Sciences 3.25 9/1/2022-19	375558BC6	Corporate	3.337	500,000.00	500,630.00	9/1/2022	93	0.14
Goldman Sachs Group 3.625 1/22/2023-19	38141GRD8	Corporate	2.574	320,000.00	322,796.80	1/22/2023	236	0.09
Goldman Sachs Group 3.625 1/22/2023-19	38141GRD8	Corporate	2.201	530,000.00	534,632.20	1/22/2023	236	0.15
Hawaii State 3 5/1/2026	419792RD0	Municipal	2.160	235,000.00	242,971.20	5/1/2026	1,431	0.07
IBM 2.875 11/9/2022-22	459200JC6	Corporate	2.936	200,000.00	200,858.00	11/9/2022	162	0.06
IBM 3.3 1/27/2027-26	459200JR3	Corporate	1.398	450,000.00	445,603.50	1/27/2027	1,702	0.13
Intel Corp 3.7 7/29/2025-25	458140AS9	Corporate	0.951	250,000.00	253,910.00	7/29/2025	1,155	0.07
John Deere 1.75 3/9/2027	24422EVF3	Corporate	1.589	350,000.00	323,872.50	3/9/2027	1,743	0.09
JPMorgan 3.125 1/23/2025-24	46625HKC3	Corporate	2.695	850,000.00	849,184.00	1/23/2025	968	0.25
JPMorgan Chase 3.25 9/23/2022	46625HJE1	Corporate	3.511	150,000.00	150,634.50	9/23/2022	115	0.04
JPMorgan Chase 3.3 4/1/2026-26	46625HQW3	Corporate	1.176	850,000.00	841,066.50	4/1/2026	1,401	0.24
Kimberly Clark Corp 2.75 2/15/2026	494368BU6	Corporate	2.713	260,000.00	255,018.40	2/15/2026	1,356	0.07
Kimberly Clark Corp 2.75 2/15/2026	494368BU6	Corporate	2.934	100,000.00	98,084.00	2/15/2026	1,356	0.03
Kimberly Clark Corp 2.75 2/15/2026	494368BU6	Corporate	2.934	100,000.00	98,084.00	2/15/2026	1,356	0.03
Merck & Company Inc 6.4 3/1/2028-98	589331AD9	Corporate	1.844	105,000.00	119,482.65	3/1/2028	2,101	0.03
MetLife Inc 3.6 11/13/2025-25	59156RBQ0	Corporate	2.971	500,000.00	503,575.00	11/13/2025	1,262	0.15
Microsoft Corp 3.125 11/3/2025-25	594918BJ2	Corporate	2.745	889,000.00	896,147.56	11/3/2025	1,252	0.26
Microsoft Corp 2.7 2/12/2025-24	594918BB9	Corporate	2.303	500,000.00	498,795.00	2/12/2025	988	0.14
Oracle Corporation 2.65 7/15/2026-26	68389XBM6	Corporate	2.539	450,000.00	422,077.50	7/15/2026	1,506	0.12
PayPal Holdings Inc 2.85 10/1/2029-29	70450YAE3	Corporate	2.772	200,000.00	184,582.00	10/1/2029	2,680	0.05
Pepsico Inc 3 10/15/2027-27	71344BDY1	Corporate	2.743	100,000.00	99,455.00	10/15/2027	1,963	0.03
PNC Financial Services 3.45 4/23/2029-29	693475AW5	Corporate	2.591	500,000.00	480,780.00	4/23/2029	2,519	0.14
State Street 2.4 1/24/2030	857477BG7	Corporate	2.352	500,000.00	446,615.00	1/24/2030	2,795	0.13

Description	CUSIP/Ticker	Security Sector	YTM @ Cost	Face Amount/Shares	Market Value	Maturity Date	Days To Maturity	% of Portfolio
T-Note 1.75 1/31/2023	912828P38	US Treasury	2.352	245,000.00	244,943.65	1/31/2023	245	0.07
T-Note 2.5 3/31/2023	9128284D9	US Treasury	2.252	450,000.00	451,953.00	3/31/2023	304	0.13
Truist Financial Corporation 1.125 8/3/2027-27	89788MAC6	Corporate	1.495	250,000.00	219,407.50	8/3/2027	1,890	0.06
UBS Financial MM	MM2916	Money Market	0.010	324,217.95	324,217.95	N/A	1	0.09
United Health Group 3.35 7/15/2022	91324PCN0	Corporate	2.794	850,000.00	852,023.00	7/15/2022	45	0.25
US Bancorp 3.6 9/11/2024-24	91159HHK9	Corporate	2.872	850,000.00	858,865.50	9/11/2024	834	0.25
Wells Fargo 2.625 7/22/2022	95000U2B8	Corporate	3.635	110,000.00	110,158.40	7/22/2022	52	0.03
Wells Fargo 3.45 2/13/2023	94974BFJ4	Corporate	3.403	850,000.00	854,564.50	2/13/2023	258	0.25
Sub Total / Average External Manager UBS			2.087	28,527,217.95	27,303,653.72		1,512	7.89
External Manager William Blair								
American Honda Financial 0.65 9/8/2023	02665WDM0	Corporate	1.099	250,000.00	244,010.34	9/8/2023	465	0.07
American Honda Var. Corp 5/10/2023 -23	02665WDG3	Corporate	1.772	500,000.00	500,185.59	5/10/2023	344	0.14
Apple Inc 0.75 5/11/2023-23	037833DV9	Corporate	1.298	2,275,000.00	2,241,736.41	5/11/2023	345	0.65
Apple Inc 0.75 5/11/2023-23	037833DV9	Corporate	1.298	400,000.00	394,151.46	5/11/2023	345	0.11
Bank of America 0.779 10/24/2024-23	06051GJJ9	Corporate	0.461	1,500,000.00	1,493,953.17	10/24/2024	877	0.43
Bank of America 0.779 10/24/2024-23	06051GJJ9	Corporate	0.461	175,000.00	174,294.54	10/24/2024	877	0.05
Bank of America 3.3 1/11/2023	06051GEU9-2	Corporate	1.976	500,000.00	503,431.67	1/11/2023	225	0.15
Bank of New York 3.45 8/11/2023	06406RAJ6	Corporate	0.261	825,000.00	834,532.68	8/11/2023	437	0.24
Bank of New York 3.45 8/11/2023	06406RAJ6	Corporate	0.300	200,000.00	202,310.95	8/11/2023	437	0.06
Bank of New York Mellon Var. Corp 10/25/2024 -24	06406RAY3	Corporate	0.471	860,000.00	850,134.97	10/25/2024	878	0.25
Bank of New York Mellon Var. Corp 10/25/2024 -24	06406RAY3	Corporate	0.471	500,000.00	494,264.52	10/25/2024	878	0.14
Black & Decker Inc 0 6/3/2022	SWKPP44715	Corporate	0.950	2,200,000.00	2,199,593.61	6/3/2022	3	0.64
Black & Decker Inc 0 6/3/2022	SWKPP6032022	Corporate	0.950	800,000.00	799,852.22	6/3/2022	3	0.23
Caterpillar Financial Var. Corp 5/17/2024	14913R2M8	Corporate	1.030	2,000,000.00	1,989,411.06	5/17/2024	717	0.58
Charles Schwab Var. Corp 3/18/2024 -24	808513BM6	Corporate	0.769	900,000.00	897,665.43	3/18/2024	657	0.26
Charles Schwab Var. Corp 3/18/2024 -24	808513BM6	Corporate	0.769	900,000.00	897,665.43	3/18/2024	657	0.26
Charles Schwab Var. Corp 3/18/2024 -24	808513BM6	Corporate	0.769	200,000.00	199,481.21	3/18/2024	657	0.06
Charles Schwab Var. Corp 3/18/2024 -24	808513BM6	Corporate	0.769	500,000.00	498,703.02	3/18/2024	657	0.14
Charles Schwab Var. Corp 3/18/2024 -24	808513BM6	Corporate	0.769	175,000.00	174,546.06	3/18/2024	657	0.05
FHLMC MBS 0.344 12/25/2024	3137F32F0	US Agency	0.290	235,615.80	235,055.55	12/25/2024	939	0.07
FHLMC MBS 1 1/25/2043	3137H0HY7	US Agency	0.276	338,871.84	333,435.52	1/25/2043	7,544	0.10
FHLMC MBS 1 1/25/2043	3137H0HY7	US Agency	0.297	131,274.68	129,168.72	1/25/2043	7,544	0.04
FHLMC MBS 1.75 5/15/2041	3137AXR88	US Agency	0.266	124,823.96	120,516.61	5/15/2041	6,924	0.03
FHLMC MBS 1.75 5/15/2041	3137AXR88	US Agency	1.817	217,085.18	209,594.13	5/15/2041	6,924	0.06
FHLMC MBS 2.307 8/25/2022	3137AWQH1	US Agency	0.100	901,488.84	901,658.68	8/25/2022	86	0.26
FHLMC MBS 2.307 8/25/2022	3137AWQH1	US Agency	0.000	358,687.81	358,755.39	8/25/2022	86	0.10
FHLMC MBS 2.307 8/25/2022	3137AWQH1	US Agency	0.080	605,000.00	605,113.98	8/25/2022	86	0.17
FHLMC MBS 2.355 7/25/2022	3137AVXN2	US Agency	0.028	27,839.18	27,824.22	7/25/2022	55	0.01
FHLMC MBS 2.355 7/25/2022	3137AVXN2	US Agency	0.028	543,346.78	543,054.73	7/25/2022	55	0.16
FHLMC MBS 2.355 7/25/2022	3137AVXN2	US Agency	0.000	418,640.68	418,415.66	7/25/2022	55	0.12
FHLMC MBS 2.51 11/25/2022	3137B1BS0	US Agency	0.662	1,111,137.77	1,112,421.58	11/25/2022	178	0.32
FHLMC MBS 2.51 11/25/2022	3137B1BS0	US Agency	0.049	272,477.03	272,791.85	11/25/2022	178	0.08
FHLMC MBS 2.51 11/25/2022	3137B1BS0	US Agency	0.116	195,000.00	195,225.30	11/25/2022	178	0.06
FHLMC MBS 2.51 11/25/2022	3137B1BS0	US Agency	0.000	50,000.00	50,057.77	11/25/2022	178	0.01
FHLMC MBS 2.51 11/25/2022	3137B1BS0	US Agency	0.116	130,000.00	130,150.20	11/25/2022	178	0.04
FHLMC MBS 2.51 11/25/2022	3137B1BS0	US Agency	0.000	35,000.00	35,040.44	11/25/2022	178	0.01
FHLMC MBS 2.51 11/25/2022	3137B1BS0	US Agency	0.290	510,000.00	510,589.25	11/25/2022	178	0.15
FHLMC MBS 2.51 11/25/2022	3137B1BS0	US Agency	0.000	95,000.00	95,109.76	11/25/2022	178	0.03
FHLMC MBS 2.615 1/25/2023	3137B04Y7	US Agency	2.040	1,835,000.00	1,838,535.32	1/25/2023	239	0.53

Description	CUSIP/Ticker	Security Sector	YTM @ Cost	Face Amount/Shares	Market Value	Maturity Date	Days To Maturity	% of Portfolio
FHLMC MBS 2.615 1/25/2023	3137B04Y7	US Agency	2.037	435,000.00	435,838.07	1/25/2023	239	0.13
FHLMC MBS 2.637 1/25/2023	3137B1UG5	US Agency	0.568	898,515.47	899,572.21	1/25/2023	239	0.26
FHLMC MBS 2.682 10/25/2022	3137AYCE9	US Agency	0.250	1,395,419.10	1,398,346.27	10/25/2022	147	0.40
FHLMC MBS 2.682 10/25/2022	3137AYCE9	US Agency	0.489	526,413.06	527,517.32	10/25/2022	147	0.15
FHLMC MBS 2.682 10/25/2022	3137AYCE9	US Agency	0.000	128,027.57	128,296.13	10/25/2022	147	0.04
FHLMC MBS 2.72 8/25/2024	3137BFE80	US Agency	0.000	100,580.86	100,744.66	8/25/2024	817	0.03
FHLMC MBS 2.778 9/25/2022	3137B3NWX	US Agency	0.242	41,325.47	41,353.92	9/25/2022	117	0.01
FHLMC MBS 2.827 12/25/2024	3137BKRH5	US Agency	0.629	127,686.65	127,846.64	12/25/2024	939	0.04
FHLMC MBS 2.838 9/25/2022	3137BSRZ8	US Agency	2.265	216,172.02	216,362.42	9/25/2022	117	0.06
FHLMC MBS 2.905 4/25/2024	3137BYPQ7	US Agency	0.560	741,202.27	740,930.99	4/25/2024	695	0.21
FHLMC MBS 2.951 11/25/2044	3137FCM35	US Agency	0.000	84,221.93	84,467.94	11/25/2044	8,214	0.02
FHLMC MBS 2.951 11/25/2044	3137FCM35	US Agency	-0.110	463,756.40	465,111.03	11/25/2044	8,214	0.13
FHLMC MBS 3 1/15/2040	3137BA3T7	US Agency	0.920	206,162.90	207,020.41	1/15/2040	6,438	0.06
FHLMC MBS 3 10/15/2045	3137F3TU8	US Agency	2.842	745,103.60	736,783.62	10/15/2045	8,538	0.21
FHLMC MBS 3 10/15/2045	3137F3TU8	US Agency	1.172	181,898.64	179,867.52	10/15/2045	8,538	0.05
FHLMC MBS 3 2/15/2034	3137BGB40	US Agency	0.890	1,241,021.17	1,238,731.11	2/15/2034	4,278	0.36
FHLMC MBS 3 3/15/2026	3137AFZT2	US Agency	0.226	10,988.75	10,987.45	3/15/2026	1,384	0.00
FHLMC MBS 3 6/15/2040	3137BDXX9	US Agency	0.574	33,801.94	33,795.56	6/15/2040	6,590	0.01
FHLMC MBS 3.09 8/25/2022	3137BM6P6	US Agency	0.004	706,134.20	706,530.55	8/25/2022	86	0.20
FHLMC MBS 3.09 8/25/2022	3137BM6P6	US Agency	0.004	296,377.46	296,543.82	8/25/2022	86	0.09
FHLMC MBS 3.111 2/25/2023	3137B2HN3	US Agency	0.150	1,462,302.02	1,467,256.16	2/25/2023	270	0.42
FHLMC MBS 3.111 2/25/2023	3137B2HN3	US Agency	0.000	512,209.60	513,944.92	2/25/2023	270	0.15
FHLMC MBS 3.111 2/25/2023	3137B2HN3	US Agency	0.243	460,000.00	461,558.43	2/25/2023	270	0.13
FHLMC MBS 3.111 2/25/2023	3137B2HN3	US Agency	0.000	140,000.00	140,474.31	2/25/2023	270	0.04
FHLMC MBS 3.312 2/25/2023	3137B36J2	US Agency	0.268	132,237.59	132,964.41	2/25/2023	270	0.04
FHLMC MBS 3.312 2/25/2023	3137B36J2	US Agency	0.268	656,677.13	660,286.42	2/25/2023	270	0.19
FHLMC MBS 3.312 2/25/2023	3137B36J2	US Agency	0.268	174,117.07	175,074.07	2/25/2023	270	0.05
FHLMC MBS 3.312 2/25/2023	3137B36J2	US Agency	0.268	547,225.07	550,232.78	2/25/2023	270	0.16
FHLMC MBS 3.312 2/25/2023	3137B36J2	US Agency	0.268	338,284.59	340,143.90	2/25/2023	270	0.10
FHLMC MBS 3.452 9/25/2024	3137FEU99	US Agency	0.810	54,608.37	54,706.16	9/25/2024	848	0.02
FHLMC MBS 3.5 3/15/2026	3137A7YC8	US Agency	0.252	91,204.92	92,214.67	3/15/2026	1,384	0.03
FHLMC MBS 3.5 6/15/2039	3137BBYF1	US Agency	3.413	46,085.05	46,316.80	6/15/2039	6,224	0.01
FHLMC MBS 3.745 12/25/2022	3137FKK88	US Agency	3.640	154,110.31	154,691.95	12/25/2022	208	0.04
FHLMC MBS 3.745 12/25/2022	3137FKK88	US Agency	0.489	404,111.49	405,636.69	12/25/2022	208	0.12
FHLMC MBS 6 1/1/2029	3132J4Q77	US Agency	6.000	982,241.92	1,042,797.29	1/1/2029	2,407	0.30
FHLMC MBS Var. FHLMC 7/25/2024	3137FQXG3	US Agency	0.441	163,940.34	163,767.07	7/25/2024	786	0.05
FHLMC Step 5/15/2039	3137BJV75	US Agency	3.594	247,981.01	250,786.42	5/15/2039	6,193	0.07
FHLMC Var. FHLMC 4/25/2023	3137B3NX2	US Agency	3.300	505,000.00	507,934.05	4/25/2023	329	0.15
FHLMC Var. FHLMC 4/25/2023	3137B3NX2	US Agency	3.300	345,000.00	347,004.45	4/25/2023	329	0.10
FHLMC Var. FHLMC 4/25/2023	3137B3NA2	US Agency	3.250	1,629,527.40	1,638,472.85	4/25/2023	329	0.47
Florida Power & Light Var. Corp 5/10/2023 -21	341081GD3	Corporate	0.299	500,000.00	497,875.91	5/10/2023	344	0.14
Florida Power & Light Var. Corp 5/10/2023 -21	341081GD3	Corporate	0.299	175,000.00	174,256.57	5/10/2023	344	0.05
Florida Power & Light Var. Corp 5/10/2023 -21	341081GD3	Corporate	0.299	2,300,000.00	2,290,229.19	5/10/2023	344	0.66
FNMA MBS 0.25 9/25/2061	3136BGXY2	US Agency	0.250	1,261,329.27	1,243,072.41	9/25/2061	14,362	0.36
FNMA MBS 0.25 9/25/2061	3136BGXY2	US Agency	0.384	308,663.67	304,195.98	9/25/2061	14,362	0.09
FNMA MBS 1.5 6/25/2027	3136A6A20	US Agency	0.775	186,284.44	182,688.65	6/25/2027	1,851	0.05
FNMA MBS 1.5 6/25/2040	3136BAFH2	US Agency	1.470	379,949.69	354,750.40	6/25/2040	6,600	0.10
FNMA MBS 2 10/25/2041	3136A9KS6	US Agency	0.590	265,513.09	255,589.06	10/25/2041	7,087	0.07
FNMA MBS 2.15 9/1/2023	3138LD5G4	US Agency	2.090	1,564,145.14	1,553,274.75	9/1/2023	458	0.45
FNMA MBS 2.16 1/1/2023	3138L2M87	US Agency	0.830	570,658.32	570,593.67	1/1/2023	215	0.16

Description	CUSIP/Ticker	Security Sector	YTM @ Cost	Face Amount/Shares	Market Value	Maturity Date	Days To Maturity	% of Portfolio
FNMA MBS 2.16 1/1/2023	3138L2M87	US Agency	0.000	396,290.50	396,245.60	1/1/2023	215	0.11
FNMA MBS 2.25 6/25/2044	3136AMHV4	US Agency	1.220	411,932.18	396,169.88	6/25/2044	8,061	0.11
FNMA MBS 2.5 12/25/2030	3136A4WW5	US Agency	0.021	123,922.69	124,069.48	12/25/2030	3,130	0.04
FNMA MBS 2.52 9/1/2022	3138L02B6	US Agency	2.379	458,603.35	458,068.41	9/1/2022	93	0.13
FNMA MBS 3.458 8/25/2023	3137B5KW2	US Agency	2.500	2,150,000.00	2,167,097.66	8/25/2023	451	0.63
FNMA MBS 3.5 12/1/2029	3138ENZ36	US Agency	-0.040	1,535,564.62	1,563,985.08	12/1/2029	2,741	0.45
FRESB MBS Var. Corp 2/25/2039	30298BAE3	Corporate	2.550	118,173.21	117,740.97	2/25/2039	6,114	0.03
FRESB MBS Var. Corp 2/25/2039	30298BAE3	Corporate	2.550	137,472.52	136,969.69	2/25/2039	6,114	0.04
FRESB MBS Var. Corp 2/25/2039	30298BAE3	Corporate	2.550	94,808.63	94,461.85	2/25/2039	6,114	0.03
FRESB MBS Var. Corp 3/25/2037	30295YAB2	Corporate	2.460	187,637.03	187,464.07	3/25/2037	5,412	0.05
FRESB MBS Var. Corp 5/25/2039	30298LAB7	Corporate	2.390	104,366.52	102,697.65	5/25/2039	6,203	0.03
FRESB MBS Var. Corp 7/25/2038	30297PAF0	Corporate	3.300	229,158.05	230,618.54	7/25/2038	5,899	0.07
FRESB MBS Var. Corp 8/25/2039	30298WAE7	Corporate	2.390	31,122.43	30,730.47	8/25/2039	6,295	0.01
FRESB MBS Var. Corp 8/25/2039	30298WAE7	Corporate	2.390	130,009.95	128,372.59	8/25/2039	6,295	0.04
FRESB MBS Var. Corp 8/25/2039	30298WAE7	Corporate	2.390	435,815.71	430,327.01	8/25/2039	6,295	0.12
GNMA MBS 1 1/20/2050	38383AUP7	US Agency	2.840	1,399,918.00	1,234,665.80	1/20/2050	10,096	0.36
GNMA MBS 1.25 9/16/2027	38378HXH4	US Agency	0.725	146,682.69	143,891.17	9/16/2027	1,934	0.04
GNMA MBS 2 8/20/2025	38375GG47	US Agency	1.960	136,067.62	135,080.91	8/20/2025	1,177	0.04
GNMA MBS 2.4 9/16/2050	38379U4F0	US Agency	1.560	360,370.51	345,750.78	9/16/2050	10,335	0.10
GNMA MBS 2.85 8/16/2054	38378XUC3	US Agency	2.850	124,811.94	124,296.12	8/16/2054	11,765	0.04
GNMA MBS Var. GNMA 12/16/2047	38378N5Q2	US Agency	2.750	272,389.33	266,527.46	12/16/2047	9,330	0.08
GNMA MBS Var. GNMA 12/16/2047	38378N5Q2	US Agency	2.750	156,695.66	153,323.54	12/16/2047	9,330	0.04
GNMA MBS Var. GNMA 2/20/2041	38379WM74	US Agency	1.758	325,983.20	331,534.27	2/20/2041	6,840	0.10
John Deere Capital Var. Corp 10/11/2024	24422EUV8	Corporate	0.487	775,000.00	770,437.95	10/11/2024	864	0.22
John Deere Capital Var. Corp 10/11/2024	24422EUV8	Corporate	0.487	190,000.00	188,881.56	10/11/2024	864	0.05
JPMorgan Chase Var. Corp 3/16/2024 -23	46647PCA2	Corporate	0.823	875,000.00	871,234.48	3/16/2024	655	0.25
JPMorgan Chase Var. Corp 3/16/2024 -23	46647PCA2	Corporate	0.823	550,000.00	547,633.10	3/16/2024	655	0.16
JPMorgan Chase Var. Corp 3/16/2024 -23	46647PCA2	Corporate	0.823	575,000.00	572,525.52	3/16/2024	655	0.17
JPMorgan Chase Var. Corp 3/16/2024 -23	46647PCA2	Corporate	0.823	200,000.00	199,139.31	3/16/2024	655	0.06
JPMorgan Chase Var. Corp 3/16/2024 -23	46647PCA2	Corporate	0.823	500,000.00	497,848.28	3/16/2024	655	0.14
JPMorgan Chase Var. Corp 3/16/2024 -23	46647PCA2	Corporate	0.823	175,000.00	174,246.90	3/16/2024	655	0.05
Keybank National Var. Corp 1/3/2024 -23	49327M3B8	Corporate	0.387	2,000,000.00	1,986,962.50	1/3/2024	582	0.57
Keybank National Var. Corp 1/3/2024 -23	49327M3B8	Corporate	0.387	500,000.00	496,740.62	1/3/2024	582	0.14
Microsoft Corporation 2.375 5/1/2023-23	594918AT1	Corporate	2.084	675,000.00	675,065.80	5/1/2023	335	0.20
Morgan Stanley 3.125 1/23/2023-18	61744YAN8	Corporate	2.322	2,200,000.00	2,213,057.86	1/23/2023	237	0.64
Morgan Stanley 3.125 1/23/2023-18	61744YAN8	Corporate	2.322	200,000.00	201,187.08	1/23/2023	237	0.06
Pepsico Inc 2.75 3/1/2023	713448CG1	Corporate	1.805	2,275,000.00	2,278,421.87	3/1/2023	274	0.66
Pepsico Inc 2.75 3/1/2023	713448CG1	Corporate	1.805	525,000.00	525,789.66	3/1/2023	274	0.15
Phillip Morris 2.375 8/17/2022-22	718172CA5	Corporate	0.904	1,750,000.00	1,751,294.63	8/17/2022	78	0.51
PNC Bank PA 2.95 1/30/2023-22	69349LAK4	Corporate	0.424	325,000.00	325,877.84	1/30/2023	244	0.09
Public StorageVar. Corp 4/23/2024	74460WAB3	Corporate	0.566	525,000.00	524,139.49	4/23/2024	693	0.15
Public StorageVar. Corp 4/23/2024	74460WAB3	Corporate	0.566	775,000.00	773,729.73	4/23/2024	693	0.22
Public StorageVar. Corp 4/23/2024	74460WAB3	Corporate	0.566	500,000.00	499,180.47	4/23/2024	693	0.14
Public StorageVar. Corp 4/23/2024	74460WAB3	Corporate	0.566	500,000.00	499,180.47	4/23/2024	693	0.14
Rockwell Automation 0.35 8/15/2023-22	773903AK5	Corporate	0.374	650,000.00	633,003.50	8/15/2023	441	0.18
Rockwell Automation 0.35 8/15/2023-22	773903AK5	Corporate	0.329	500,000.00	486,925.77	8/15/2023	441	0.14
Rockwell Automation 0.35 8/15/2023-22	773903AK5	Corporate	0.337	175,000.00	170,424.02	8/15/2023	441	0.05
T-Bill 0 6/14/2022	912796V97	US Treasury	0.471	5,650,000.00	5,648,900.57	6/14/2022	14	1.63
T-Bill 0 6/14/2022	912796V97	US Treasury	0.471	1,150,000.00	1,149,776.22	6/14/2022	14	0.33
T-Bill 0 6/2/2022	912796Q44	US Treasury	0.491	5,700,000.00	5,699,937.36	6/2/2022	2	1.65

Description	CUSIP/Ticker	Security Sector	YTM @ Cost	Face Amount/Shares	Market Value	Maturity Date	Days To Maturity	% of Portfolio
T-Bill 0 6/21/2022	912796W21	US Treasury	0.562	1,350,000.00	1,349,564.91	6/21/2022	21	0.39
T-Bill 0 6/28/2022	912796W39	US Treasury	0.619	5,725,000.00	5,721,926.36	6/28/2022	28	1.65
T-Bill 0 6/28/2022	912796W39	US Treasury	0.619	1,350,000.00	1,349,275.21	6/28/2022	28	0.39
T-Bill 0 6/7/2022	912796V89	US Treasury	0.447	5,650,000.00	5,649,523.76	6/7/2022	7	1.63
T-Bill 0 6/7/2022	912796V89	US Treasury	0.382	1,300,000.00	1,299,890.42	6/7/2022	7	0.38
T-Bill 0 7/14/2022	912796K57	US Treasury	0.076	1,650,000.00	1,648,333.17	7/14/2022	44	0.48
T-Bill 0 7/14/2022	912796K57	US Treasury	0.275	1,250,000.00	1,248,737.25	7/14/2022	44	0.36
T-Bill 0 7/14/2022	912796K57	US Treasury	0.275	270,000.00	269,727.25	7/14/2022	44	0.08
T-Bill 0 7/14/2022	912796K57	US Treasury	0.375	750,000.00	749,242.35	7/14/2022	44	0.22
T-Bill 0 7/14/2022	912796K57	US Treasury	0.543	2,800,000.00	2,797,171.44	7/14/2022	44	0.81
T-Bill 0 7/14/2022	912796K57	US Treasury	0.543	325,000.00	324,671.68	7/14/2022	44	0.09
T-Bill 0 7/7/2022	912796R68	US Treasury	0.745	3,400,000.00	3,397,495.32	7/7/2022	37	0.98
T-Bill 0 7/7/2022	912796R68	US Treasury	0.745	800,000.00	799,410.66	7/7/2022	37	0.23
T-Note 0.125 11/30/2022	91282CAX9	US Treasury	0.464	675,000.00	670,174.80	11/30/2022	183	0.19
T-Note 0.125 8/31/2022	91282CAG6	US Treasury	0.078	1,325,000.00	1,321,672.75	8/31/2022	92	0.38
T-Note 0.125 8/31/2022	91282CAG6	US Treasury	0.330	1,550,000.00	1,546,107.75	8/31/2022	92	0.45
T-Note 0.125 8/31/2022	91282CAG6	US Treasury	0.335	575,000.00	573,556.10	8/31/2022	92	0.17
Toyota Motor Credit Var. Corp 1/11/2024	89236THV0	Corporate	0.378	1,200,000.00	1,194,499.97	1/11/2024	590	0.35
Toyota Motor Credit Var. Corp 1/11/2024	89236THV0	Corporate	0.378	800,000.00	796,333.31	1/11/2024	590	0.23
Toyota Motor Credit Var. Corp 4/6/2023	89236TJE6	Corporate	99.829	365,000.00	364,432.43	4/6/2023	310	0.11
Toyota Motor Credit Var. Corp 4/6/2023	89236TJE6	Corporate	99.829	175,000.00	174,727.88	4/6/2023	310	0.05
Treasury Var. T-Bond 7/31/2023	91282CCQ2	US Treasury	0.219	3,450,000.00	3,455,612.15	7/31/2023	426	1.00
Treasury Var. T-Bond 7/31/2023	91282CCQ2	US Treasury	0.219	800,000.00	801,301.37	7/31/2023	426	0.23
Treasury Var. T-Note 1/31/2023	91282CBK6	US Treasury	0.941	500,000.00	500,555.53	1/31/2023	245	0.14
Treasury Var. T-Note 1/31/2023	91282CBK6	US Treasury	0.941	4,250,000.00	4,254,722.01	1/31/2023	245	1.23
US Bancorp 2.95 7/15/2022-22	91159JAA4	Corporate	2.108	2,250,000.00	2,251,440.56	7/15/2022	45	0.65
Wal-Mart Inc 2.35 12/15/2022-22	931142DU4	Corporate	1.583	2,850,000.00	2,859,747.00	12/15/2022	198	0.83
William Blair Federated MM	MM6011	Money Market	0.010	3,227,692.33	3,227,692.33	N/A	1	0.93
William Blair FMW 0356 MM	MM0356	Money Market	0.010	1,320,320.95	1,320,320.95	N/A	1	0.38
Sub Total / Average External Manager William Blair			1.253	140,750,316.13	140,441,375.26		904	40.61
External Manager William Blair - APRA								
FMW ARPA - Fixed MM	MM0349	Money Market	1.690	44,135,786.82	44,135,786.82	N/A	1	12.76
FMW ARPA - MM	CASH0349	Money Market	0.320	5,053,366.74	5,053,366.74	N/A	1	1.46
Sub Total / Average External Manager William Blair - APRA			1.549	49,189,153.56	49,189,153.56		1	14.22
Internal Fifth Third Securities								
Bank of America Var. Corp 3/5/2024 -23	06051GHF9-6281	Corporate	3.550	5,000,000.00	5,034,950.00	3/5/2024	644	1.46
Bank of America Var. Corp 3/5/2024 -23	06051GHF9-5801	Corporate	3.550	3,000,000.00	3,002,400.00	3/5/2024	644	0.87
CitiGroup Global Markets Step 8/30/2024-22	17329QC32	Corporate	0.833	5,000,000.00	4,598,500.00	8/30/2024	822	1.33
Fifth Third Securities MM	MM5801	Money Market	0.000	0.01	0.01	N/A	1	0.00
Goldman Sachs 0.8 8/31/2024	38150AHK4	Corporate	0.800	2,000,000.00	1,846,120.00	8/31/2024	823	0.53
Will County School District 0 11/1/2022	969078SP0	Municipal	2.900	475,000.00	470,967.25	11/1/2022	154	0.14
Sub Total / Average Internal Fifth Third Securities			2.354	15,475,000.01	14,952,937.26		705	4.32
Internal Liquid Assets								
AssociatedBank MM	MM9160	Money Market	0.100	5,002,989.82	5,002,989.82	N/A	1	1.45
AssociatedBank MM	MM3569	Money Market	0.100	2,105,376.11	2,105,376.11	N/A	1	0.61
Busey Bank MM	MM7425	Money Market	0.030	15,006,992.94	15,006,992.94	N/A	1	4.34
Busey Bank MM	MM7433	Money Market	0.030	1,102,730.34	1,102,730.34	N/A	1	0.32
Fifth Third Bank MM	MM9997	Money Market	0.090	4,108,661.85	4,108,661.85	N/A	1	1.19

Description	CUSIP/Ticker	Security Sector	YTM @ Cost	Face Amount/Shares	Market Value	Maturity Date	Days To Maturity	% of Portfolio
Fifth Third Bank MM	MM9989	Money Market	0.090	8,012,599.08	8,012,599.08	N/A	1	2.32
First Secure Bank & Trust MM	MM1532	Money Market	0.200	5,004,357.70	5,004,357.70	N/A	1	1.45
First Secure Bank & Trust MM	MM1540	Money Market	0.200	3,002,614.61	3,002,614.61	N/A	1	0.87
First Secure Community Bank MM	MM2710	Money Market	0.200	2,008,807.30	2,008,807.30	N/A	1	0.58
First Secure Community Bank MM	MM2870	Money Market	0.200	4,021,923.21	4,021,923.21	N/A	1	1.16
IMET Restricted LGIP	LGIP0468B	Local Government Investment Pool	0.000	207,970.48	207,970.48	N/A	1	0.06
MAXSAFE Bank MM	MM2144	Money Market	0.790	1,001,640.44	1,001,640.44	N/A	1	0.29
Old Plank Trail MM	MM1766	Money Market	0.790	2,207,316.76	2,207,316.76	N/A	1	0.64
Old Second Bank MM	MM7457	Money Market	0.150	2,109,680.86	2,109,680.86	N/A	1	0.61
Old Second Bank MM	MM4914	Money Market	0.100	6,003,618.97	6,003,618.97	N/A	1	1.74
PeopleFirst Bank MM	MM7360	Money Market	0.400	8,044,207.51	8,044,207.51	N/A	1	2.33
PeopleFirst Bank MM	MM4000	Money Market	0.400	9,083,345.92	9,083,345.92	N/A	1	2.63
PNC Bank MM	MM1355	Money Market	0.070	8,001,736.61	8,001,736.61	N/A	1	2.31
Providence Bank & Trust MM	MM0203	Money Market	0.150	2,004,756.07	2,004,756.07	N/A	1	0.58
Providence Bank & Trust MM	MM0195	Money Market	0.150	5,113,511.94	5,113,511.94	N/A	1	1.48
Republic Bank MM	MM2085	Money Market	0.440	4,004,504.27	4,004,504.27	N/A	1	1.16
Republic Bank MM	MM3495	Money Market	0.400	5,212,260.86	5,212,260.86	N/A	1	1.51
Sub Total / Average Internal Liquid Assets			0.204	102,371,603.65	102,371,603.65		1	29.60
Internal Stifel								
Will County School District 2.2 10/1/2022	968717SD1	Municipal	2.201	200,000.00	199,858.00	10/1/2022	123	0.06
Sub Total / Average Internal Stifel			2.201	200,000.00	199,858.00		123	0.06
Total / Average			1.088	348,611,354.05	345,849,558.20		555	100

Will County
Cash Fund Balances May 2022

Fund	MainAccount	Opening balance	Debit	Credit	Closing balance
1010	101002	-43,408,771.54	17,973,636.63	23,264,788.17	-48,699,923.08
1020	101002	2,634,679.26	1,362,455.63	0.00	3,997,134.89
1030	101002	3,639,995.54	3,046,762.76	0.00	6,686,758.30
1040	101002	-1,250,126.85	93,018.80	108,821.62	-1,265,929.67
1050	101002	-741,019.98	91,587.74	433,843.57	-1,083,275.81
1060	101002	0.00	0.00	0.00	0.00
2003	101002	13,402,710.76	2,289,535.55	488,372.74	15,203,873.57
2101	101002	1,552,889.25	39,767.74	42,658.30	1,549,998.69
2102	101002	3,475,230.20	2,494,886.95	2,680,266.24	3,289,850.91
2106	101002	2,386,676.26	460,054.67	653,188.19	2,193,542.74
2109	101002	1,377,177.48	38,638.58	13,864.27	1,401,951.79
2110	101002	175,161.61	4,293.18	0.00	179,454.79
2111	101002	1,614,376.82	2,057.30	254.01	1,616,180.11
2112	101002	-168,737.17	0.00	64,439.93	-233,177.10
2202	101002	1,743,086.33	0.00	22,537.01	1,720,549.32
2203	101002	5,038,955.39	0.00	3,681.60	5,035,273.79
2204	101002	1,673,593.57	0.00	0.00	1,673,593.57
2205	101002	329,010.33	0.00	14,550.00	314,460.33
2405	101002	2,588.81	0.00	0.00	2,588.81
2501	101002	105,232.20	21,016.00	11,620.00	114,628.20
2502	101002	602,464.33	0.00	22,585.79	579,878.54
2504	101002	136,105.76	0.00	0.00	136,105.76
2505	101002	50,525.90	0.00	0.00	50,525.90
7360	101002	24,961.21	3,460,646.08	3,459,651.58	25,955.71
7401	101002	-7,345,853.97	7,153,162.32	7,153,162.32	-7,345,853.97
7410	101002	34,879.61	0.00	0.00	34,879.61
7411	101002	-216,334.03	43,834.90	47,485.81	-219,984.94
7412	101002	0.00	10,166.52	10,166.52	0.00
7450	101002	967,641.55	2,451,386.08	3,667,875.82	-248,848.19
7451	101002	115,873.52	130,371.55	246,330.99	-85.92
7504	101002	-37,132.04	37,132.04	0.00	0.00
7505	101002	1,139,182.38	9,000.00	0.00	1,148,182.38
7506	101002	22,123.00	13,456.00	16,144.00	19,435.00
7507	101002	67,000.00	0.00	0.00	67,000.00
7508	101002	0.00	17,645.75	17,645.75	0.00
7509	101002	233,230.71	0.00	0.00	233,230.71
7511	101002	502,946.00	0.00	0.00	502,946.00
7512	101002	4.36	0.00	0.00	4.36
7682	101002	5,713.00	1,300.00	1,180.00	5,833.00
7691	101002	197,200.00	0.00	0.00	197,200.00
9510	101002	705,816.30	34,180,147.93	34,837,435.31	48,528.92

Will County
Cash Fund Balances May 2022

Fund	MainAccount	Opening balance	Debit	Credit	Closing balance
1010	106001	27,189,511.43	0.00	0.00	27,189,511.43
1020	106001	4,400,000.00	0.00	0.00	4,400,000.00
1030	106001	6,400,000.00	0.00	0.00	6,400,000.00
1040	106001	2,000,000.00	0.00	0.00	2,000,000.00
1050	106001	5,200,000.00	0.00	0.00	5,200,000.00
1060	106001	0.00	0.00	0.00	0.00
2003	106001	2,000,000.00	0.00	0.00	2,000,000.00
2102	106001	2,000,000.00	0.00	0.00	2,000,000.00
2106	106001	1,000,000.00	0.00	0.00	1,000,000.00
7450	106001	2,800,000.00	0.00	0.00	2,800,000.00
9510	106001	0.00	0.00	0.00	0.00

Will County
Internal Investment Balances May 2022

Fund	MainAccount	Opening balance	Debit	Credit	Closing balance
1010	111001	100,000.00	0.00	0.00	100,000.00
1050	111001	1,215,418.25	0.00	0.00	1,215,418.25

Will County
External Investment Balances May 2022

Fund	MainAccount	Opening balance	Debit	Credit	Closing balance
1010	112001	49,096,856.99	0.00	0.00	49,096,856.99
1020	112001	0.00	0.00	0.00	0.00
1030	112001	0.00	0.00	0.00	0.00
1040	112001	0.00	0.00	0.00	0.00
1050	112001	743,969.34	0.00	0.00	743,969.34
1060	112001	0.00	0.00	0.00	0.00
2101	112001	0.00	0.00	0.00	0.00
2102	112001	6,000,000.00	0.00	0.00	6,000,000.00
2111	112001	0.00	0.00	0.00	0.00
2202	112001	0.00	0.00	0.00	0.00
2203	112001	0.00	0.00	0.00	0.00
2204	112001	0.00	0.00	0.00	0.00
2205	112001	0.00	0.00	0.00	0.00
2405	112001	0.00	0.00	0.00	0.00
2502	112001	0.00	0.00	0.00	0.00
2504	112001	0.00	0.00	0.00	0.00
7410	112001	0.00	0.00	0.00	0.00
7505	112001	0.00	0.00	0.00	0.00
7506	112001	0.00	0.00	0.00	0.00
7509	112001	0.00	0.00	0.00	0.00
7511	112001	0.00	0.00	0.00	0.00
7682	112001	0.00	0.00	0.00	0.00
7691	112001	0.00	0.00	0.00	0.00
9510	112001	0.00	0.00	0.00	0.00

-----			BEGIN BALANCE:	179,792.31
05-02	22627	3,063.24		182,855.55
	B 22627 C 043			
05-02	22628	255.15		183,110.70
	B 22628 C 043			
05-02	22629	47.85		183,158.55
	B 22629 C 043			
05-02	22630	194.88		183,353.43
	B 22630 C 043			
05-02	22631	102.55		183,455.98
	B 22631 C 043			
05-02	22645	110.46		183,566.44
	B 22645 C 043			
05-03	22633	242.96		183,809.40
	B 22633 C 043			
05-03	22634	109.20		183,918.60
	B 22634 C 043			
05-04	22635	247.62		184,166.22
	B 22635 C 043			
05-05	22636	592.28		184,758.50
	B 22636 C 043			
05-05	22637	352.68		185,111.18
	B 22637 C 043			
05-05	22638	194.34		185,305.52
	B 22638 C 043			
05-05	22639	83.80		185,389.32
	B 22639 C 043			
05-05	22640	81.60		185,470.92
	B 22640 C 043			
05-06(05-06)10488		5.33		185,476.25
	APRIL 2022 INTEREST			
05-06	22641	121.12		185,597.37
	B 22641 C 043			
05-06	65210		25.00-	185,572.37
	0004075 LAURA A MEIER			
	REFUND OF OVERPAYMENT			

2022-07-14 GENERAL LEDGER DETAIL REPORT FOR 2022, SELECTED PERIOD 06 ACCOUNTS FROM: 286001052 TO: 286001052						PAGE	2 WGL101R
G/L ACCOUNT	BATCH/DESC/REF	CASH RECEIPTS	TRANSFER IN	TRANSFER OUT	DISBURSEMENTS		BALANCE
05-06	65211				28.56-		185,543.81
0004076	LARRY C PAINTER						
	REFUND OF OVERPAYMENT 20% RED.						
05-06	65212				28.26-		185,515.55
0004077	TASIA DAWN O'DELL						
	REFUND OF OVERPAYMENT						
05-06	65213				25.92-		185,489.63
0004078	PAMELA J ARCHER						
	REFUND OF OVERPAYMENT 20% RED.						
05-06	65214				28.14-		185,461.49
0004079	NORMA J BAKER						
	REFUND OF OVERPAYMENT 20% RED.						
05-06	65215				21.84-		185,439.65
0004080	MARIO F DE MELLO						
	REFUND OF OVERPAYMENT 20% RED.						
05-06	65216				181.02-		185,258.63
0004081	YES HOMESALES EXP, LLC						
	REFUND DUE TO PREVIOUS PAIDS						
05-09	22026		370.32-				184,888.31
	B 22026 C 004						
05-09	22027		370.32				185,258.63
	B 22027 C 034						
05-09	22642		214.40				185,473.03
	B 22642 C 043						
05-09	22643		238.30				185,711.33
	B 22643 C 043						
05-10	22644		125.80				185,837.13
	B 22644 C 043						
05-11	22038		3,717.67				189,554.80
	B 22038 C 045						
05-13	22036		5,202.96				194,757.76
	B 22036 C 037						
05-17	22040		2,024.05				196,781.81
	B 22040 C 045						
05-17	22648		229.58				197,011.39
	B 22648 C 043						
05-18	22649		353.21				197,364.60
	B 22649 C 043						
05-18	22650		287.00				197,651.60
	B 22650 C 043						
05-19	22037		865.83				198,517.43
	B 22037 C 042						

G/L ACCOUNT	BATCH/DESC/REF	CASH RECEIPTS	TRANSFER IN	TRANSFER OUT	DISBURSEMENTS	BALANCE
05-19	22651	471.66				198,989.09
B 22651	C 043					
05-19	22652	96.40				199,085.49
B 22652	C 043					
05-20	22033	1,838.93				200,924.42
B 22033	C 033					
05-20	22653	119.08				201,043.50
B 22653	C 043					
05-21	22666	133.54				201,177.04
B 22666	C 043					
05-23	22654	134.20				201,311.24
B 22654	C 043					
05-23	22655	308.60				201,619.84
B 22655	C 043					
05-23	22656	313.00				201,932.84
B 22656	C 043					
05-23	22657	230.60				202,163.44
B 22657	C 043					
05-24	22658	98.50				202,261.94
B 22658	C 043					
05-26	22659	255.35				202,517.29
B 22659	C 043					
05-26	22660	120.04				202,637.33
B 22660	C 043					
05-31	22661	126.40				202,763.73
B 22661	C 043					
05-31	22662	285.80				203,049.53
B 22662	C 043					
05-31	22663	288.20				203,337.73
B 22663	C 043					
05-31	22665	167.56				203,505.29
B 22665	C 043					
----- PERIOD 6 END		24,051.72	0.00	0.00	338.74-	203,505.29

2022-07-14 GENERAL LEDGER DETAIL REPORT FOR 2022, SELECTED PERIOD 06 ACCOUNTS FROM: 286001052 TO: 286001052 PAGE 4 WGL101R
 G/L ACCOUNT BATCH/DESC/REF CASH RECEIPTS TRANSFER IN TRANSFER OUT DISBURSEMENTS BALANCE
 REPORT TOTAL 24,051.72 0.00 0.00 338.74-
 REPORT TOTAL BEG BALANCE 179,792.31 REPORT TOTAL END BALANCE 203,505.29

G/L ACCOUNT	BATCH/DESC/REF	CASH RECEIPTS	TRANSFER IN	TRANSFER OUT	DISBURSEMENTS	BALANCE
-----					BEGIN BALANCE:	2,101,420.40
05-03	51397	27,220.00				2,128,640.40
	B51397 C091					
05-03	51397				6,456.60-	2,122,183.80
	0007143 WILL COUNTY TRUSTEE					
	TRUSTEE REDEMPTIONS APRIL 2022					
05-03	65526				234.44-	2,121,949.36
	0007144 WILL COUNTY TREASURER					
	21 LEVY TTEE DRAINAGE MULTI					
05-06(05-06)10487		89.85				2,122,039.21
	APRIL 2022 INT.					
05-18	51398	395.64				2,122,434.85
	B51398 C091					
06-06(05-03)10741		10.58				2,122,445.43
	BT 51397 ADJ TO CORRECT SUB					
	1104344040190000 MAILING FEES ADDTL INT					
-----	PERIOD 6 END	27,716.07	0.00	0.00	6,691.04-	2,122,445.43

2022-07-14 GENERAL LEDGER DETAIL REPORT FOR 2022, SELECTED PERIOD 06 ACCOUNTS FROM: 283001052 TO: 283001052						PAGE	2	WGL101R
G/L ACCOUNT	BATCH/DESC/REF	CASH RECEIPTS	TRANSFER IN	TRANSFER OUT	DISBURSEMENTS		BALANCE	
REPORT TOTAL		27,716.07	0.00	0.00	6,691.04-			
REPORT TOTAL BEG BALANCE		2,101,420.40				REPORT TOTAL END BALANCE	2,122,445.43	

G/L ACCOUNT	BATCH/DESC/REF	CASH RECEIPTS	TRANSFER IN	TRANSFER OUT	DISBURSEMENTS	BALANCE
					BEGIN BALANCE:	816,664.61
05-02	06046	2,129.58				818,794.19
	B 06046 C 015					
05-02	06047	1,683.26				820,477.45
	B 06047 C 015					
05-03	06048	36,276.07				856,753.52
	B 06048 C 015					
05-03	06049	3,895.22				860,648.74
	B 06049 C 015					
05-03	06050	667.66				861,316.40
	B 06050 C 015					
05-04	06051	332,521.14				1,193,837.54
	B 06051 C 015					
05-04	06052	9,940.04				1,203,777.58
	B 06052 C 015					
05-04	06053	9,045.47				1,212,823.05
	B 06053 C 015					
05-04	06054	2,159.26				1,214,982.31
	B 06054 C 015					
05-04	06055	860.00				1,215,842.31
	B 06055 C 015					
05-04	06056	444.00				1,216,286.31
	B 06056 C 015					
05-05	06057	381,566.51				1,597,852.82
	B 06057 C 015					
05-05	06058	376,299.85				1,974,152.67
	B 06058 C 015					
05-05	06059	57,197.15				2,031,349.82
	B 06059 C 015					
05-05	06060	25,754.68				2,057,104.50
	B 06060 C 015					
05-05	06061	6,192.58				2,063,297.08
	B 06061 C 015					
05-05	06082	3,548,733.70				5,612,030.78
	B 06082 C 015					

2022-07-14 GENERAL LEDGER DETAIL REPORT FOR 2022, SELECTED PERIOD 06 ACCOUNTS FROM: 290001029 TO: 290001160				PAGE	2 WGL101R
G/L ACCOUNT	BATCH/DESC/REF	CASH RECEIPTS	TRANSFER IN	TRANSFER OUT	DISBURSEMENTS
05-09	03000	1,800,968.81			7,412,999.59
B 03000	C 014				
05-09	03001	335,342.17			7,748,341.76
B 03001	C 014				
05-09	03002	155,516.95			7,903,858.71
B 03002	C 014				
05-09	06062	5,407,013.58			13,310,872.29
B 06062	C 015				
05-09	06063	289,363.86			13,600,236.15
B 06063	C 015				
05-09	06064	8,621.76			13,608,857.91
B 06064	C 015				
05-09	06065	3,234.59			13,612,092.50
B 06065	C 015				
05-09	06066	950.00			13,613,042.50
B 06066	C 015				
05-10	06067	5,396,844.37			19,009,886.87
B 06067	C 015				
05-10	06068	226,861.29			19,236,748.16
B 06068	C 015				
05-10	06069	200,725.78			19,437,473.94
B 06069	C 015				
05-10	06070	101,214.35			19,538,688.29
B 06070	C 015				
05-10	06071	10,216.17			19,548,904.46
B 06071	C 015				
05-10	06072	10,190.54			19,559,095.00
B 06072	C 015				
05-10	06073	9,112.78			19,568,207.78
B 06073	C 015				
05-10	06074	8,223.28			19,576,431.06
B 06074	C 015				
05-10	06075	3,773.59			19,580,204.65
B 06075	C 015				
05-10	06076	2,449.32			19,582,653.97
B 06076	C 015				

2022-07-14 GENERAL LEDGER DETAIL REPORT FOR 2022, SELECTED PERIOD 06 ACCOUNTS FROM: 290001029 TO: 290001160				PAGE	3	WGL101R
G/L ACCOUNT	BATCH/DESC/REF	CASH RECEIPTS	TRANSFER IN	TRANSFER OUT	DISBURSEMENTS	BALANCE
05-10	06077	2,077.07				19,584,731.04
B 06077	C 015					
05-10	06078	4,718,068.42				24,302,799.46
B 06078	C 015					
05-10	06079	250,784.30				24,553,583.76
B 06079	C 015					
05-10	06080	856.74				24,554,440.50
B 06080	C 015					
05-12	03003	40,522.51				24,594,963.01
B 03003	C 014					
05-12	03004	9,348.51				24,604,311.52
B 03004	C 014					
05-12	06083	367.41				24,604,678.93
B 06083	C 015					
05-12	06084	12,304.97				24,616,983.90
B 06084	C 015					
05-12	06085	41,831.43				24,658,815.33
B 06085	C 015					
05-12	06086	248,983.03				24,907,798.36
B 06086	C 015					
05-12	06087	1,876,035.81				26,783,834.17
B 06087	C 015					
05-12	06088	475.73				26,784,309.90
B 06088	C 015					
05-12	06089	3,799,063.38				30,583,373.28
B 06089	C 015					
05-16	03005	346.65				30,583,719.93
B 03005	C 014					
05-16	03006	992,207.97				31,575,927.90
B 03006	C 014					
05-16	03007	467,513.13				32,043,441.03
B 03007	C 014					
05-16	03008	246,714.69				32,290,155.72
B 03008	C 014					
05-16	03009	935,118.83				33,225,274.55
B 03009	C 014					

2022-07-14 GENERAL LEDGER DETAIL REPORT FOR 2022, SELECTED PERIOD 06 ACCOUNTS FROM: 290001029 TO: 290001160			PAGE	4 WGL101R		
G/L ACCOUNT	BATCH/DESC/REF	CASH RECEIPTS	TRANSFER IN	TRANSFER OUT	DISBURSEMENTS	BALANCE
05-17	03012	197,853.18				33,423,127.73
B 03012	C 014					
05-17	06090	1,496,165.11				34,919,292.84
B 06090	C 015					
05-17	06091	170,132.80				35,089,425.64
B 06091	C 015					
05-17	06092	12,620.09				35,102,045.73
B 06092	C 015					
05-17	06093	10,982.53				35,113,028.26
B 06093	C 015					
05-17	06094	8,686.26				35,121,714.52
B 06094	C 015					
05-17	06095	3,195,261.68				38,316,976.20
B 06095	C 015					
05-17	06096	162,438.12				38,479,414.32
B 06096	C 015					
05-17	06097	50,190.30				38,529,604.62
B 06097	C 015					
05-17	06098	7,541.09				38,537,145.71
B 06098	C 015					
05-17	06099	4,551.29				38,541,697.00
B 06099	C 015					
05-18	03010	1,391,990.46				39,933,687.46
B 03010	C 014					
05-18	03013	168,495.15				40,102,182.61
B 03013	C 014					
05-18	03014	99,845.38				40,202,027.99
B 03014	C 014					
05-18	03015	23,461.27				40,225,489.26
B 03015	C 014					
05-19	06102	144,495.94				40,369,985.20
B 06102	C 015					
05-19	06103	134,726.29				40,504,711.49
B 06103	C 015					
05-19	06104	20,906.35				40,525,617.84
B 06104	C 015					

2022-07-14 GENERAL LEDGER DETAIL REPORT FOR 2022, SELECTED PERIOD 06 ACCOUNTS FROM: 290001029 TO: 290001160				PAGE	5 WGL101R
G/L ACCOUNT	BATCH/DESC/REF	CASH RECEIPTS	TRANSFER IN	TRANSFER OUT	DISBURSEMENTS
05-19	06105	10,201.13			40,535,818.97
B 06105	C 015				
05-19	06106	9,113.40			40,544,932.37
B 06106	C 015				
05-19	06107	8,879.27			40,553,811.64
B 06107	C 015				
05-19	06108	3,666.79			40,557,478.43
B 06108	C 015				
05-19	06109	3,127.74			40,560,606.17
B 06109	C 015				
05-19	06110	48.00			40,560,654.17
B 06110	C 015				
05-19	06111	3,427,619.45			43,988,273.62
B 06111	C 015				
05-19	06112	125,062.81			44,113,336.43
B 06112	C 015				
05-19	06113	513.94			44,113,850.37
B 06113	C 015				
05-19	06114	4,162,295.11			48,276,145.48
B 06114	C 015				
05-19	06115	4,010,687.15			52,286,832.63
B 06115	C 015				
05-19	06116	1,401,648.90			53,688,481.53
B 06116	C 015				
05-19	06117	235,867.18			53,924,348.71
B 06117	C 015				
05-19	06118	11,220.12			53,935,568.83
B 06118	C 015				
05-19	06119	10,603.33			53,946,172.16
B 06119	C 015				
05-19	06120	4,152.64			53,950,324.80
B 06120	C 015				
05-20	03016	742,894.88			54,693,219.68
B 03016	C 014				
05-20	03017	420,075.35			55,113,295.03
B 03017	C 014				

2022-07-14 GENERAL LEDGER DETAIL REPORT FOR 2022, SELECTED PERIOD 06			ACCOUNTS FROM: 290001029	TO: 290001160	PAGE 6	WGL101R
G/L ACCOUNT	BATCH/DESC/REF	CASH RECEIPTS	TRANSFER IN	TRANSFER OUT	DISBURSEMENTS	BALANCE
05-20	03018	346,533.69				55,459,828.72
B 03018	C 014					
05-20	03019	132,824.44				55,592,653.16
B 03019	C 014					
05-20	03020	37,035.76				55,629,688.92
B 03020	C 014					
05-20	03022	22,799.82				55,652,488.74
B 03022	C 014					
05-20	06100	3,352,605.09				59,005,093.83
B 06100	C 015					
05-20	06101	234,137.09				59,239,230.92
B 06101	C 015					
05-23	03011	1,369,191.91				60,608,422.83
B 03011	C 014					
05-23	03023	41,992,199.72				102,600,622.55
B 03023	C 014					
05-23	03024	237,534.09				102,838,156.64
B 03024	C 014					
05-23	03025	82,911.97				102,921,068.61
B 03025	C 014					
05-23	03026	16,423.40				102,937,492.01
B 03026	C 014					
05-23	06121	2,086,067.76				105,023,559.77
B 06121	C 015					
05-23	06122	156,998.16				105,180,557.93
B 06122	C 015					
05-23	06123	14,985.53				105,195,543.46
B 06123	C 015					
05-23	06124	8,316.58				105,203,860.04
B 06124	C 015					
05-23	06125	1,841.38				105,205,701.42
B 06125	C 015					
05-23	06162	6,812,558.04				112,018,259.46
B 06162	C 015					
05-24	03027	705,444.17				112,723,703.63
B 03027	C 014					

2022-07-14 GENERAL LEDGER DETAIL REPORT FOR 2022, SELECTED PERIOD 06 ACCOUNTS FROM: 290001029 TO: 290001160				PAGE	7 WGL101R
G/L ACCOUNT	BATCH/DESC/REF	CASH RECEIPTS	TRANSFER IN	TRANSFER OUT	DISBURSEMENTS
05-24	03028	596,392.71			113,320,096.34
B 03028	C 014				
05-24	03029	64,171.82			113,384,268.16
B 03029	C 014				
05-24	03030	330,688.55			113,714,956.71
B 03030	C 014				
05-24	03060	781,544.37			114,496,501.08
B 03060	C 014				
05-24	06127	4,129,246.51			118,625,747.59
B 06127	C 015				
05-24	06128	271,191.00			118,896,938.59
B 06128	C 015				
05-24	06129	14,840.31			118,911,778.90
B 06129	C 015				
05-24	06130	2,245.36			118,914,024.26
B 06130	C 015				
05-24	06131	4,822,880.82			123,736,905.08
B 06131	C 015				
05-24	06132	265,312.74			124,002,217.82
B 06132	C 015				
05-24	06133	208,654.91			124,210,872.73
B 06133	C 015				
05-24	06134	190,657.72			124,401,530.45
B 06134	C 015				
05-24	06135	13,535.02			124,415,065.47
B 06135	C 015				
05-24	06136	12,269.08			124,427,334.55
B 06136	C 015				
05-24	06137	8,476.34			124,435,810.89
B 06137	C 015				
05-24	06138	7,685.14			124,443,496.03
B 06138	C 015				
05-24	06139	7,511.37			124,451,007.40
B 06139	C 015				
05-24	06140	6,133.95			124,457,141.35
B 06140	C 015				

2022-07-14 GENERAL LEDGER DETAIL REPORT FOR 2022, SELECTED PERIOD 06 ACCOUNTS FROM: 290001029 TO: 290001160				PAGE	8 WGL101R
G/L ACCOUNT	BATCH/DESC/REF	CASH RECEIPTS	TRANSFER IN	TRANSFER OUT	DISBURSEMENTS
05-24	06141	5,472,575.77			129,929,717.12
B 06141	C 015				
05-24	06142	188,095.34			130,117,812.46
B 06142	C 015				
05-24	06143	8,731.37			130,126,543.83
B 06143	C 015				
05-24 (05-24)10606				55,000,000.00-	75,126,543.83
TR OUT OF JP INTO FMW LEVY WIRE DIST					
05-25	06164	587,754.27			75,714,298.10
B 06164	C 015				
05-26	03031	31,598,564.35			107,312,862.45
B 03031	C 014				
05-26	06163	748,217.85			108,061,080.30
B 06163	C 015				
05-26	06169	26,813.19			108,087,893.49
B 06169	C 015				
05-26	06170	26,109.56			108,114,003.05
B 06170	C 015				
05-26	06172	12,570.44			108,126,573.49
B 06172	C 015				
05-26	06180	8,545,088.00			116,671,661.49
B 06180	C 015				
05-26	06181	8,710.04			116,680,371.53
B 06181	C 015				
05-27	03032	984,538.59			117,664,910.12
B 03032	C 014				
05-27	03033	156,542.20			117,821,452.32
B 03033	C 014				
05-27	03034	48,968.57			117,870,420.89
B 03034	C 014				
05-27	03035	31,739.61			117,902,160.50
B 03035	C 014				
05-27	03036	2,437,118.96			120,339,279.46
B 03036	C 014				
05-27	03037	907,030.05			121,246,309.51
B 03037	C 014				

2022-07-14 GENERAL LEDGER DETAIL REPORT FOR 2022, SELECTED PERIOD 06 ACCOUNTS FROM: 290001029 TO: 290001160				PAGE	9 WGL101R
G/L ACCOUNT	BATCH/DESC/REF	CASH RECEIPTS	TRANSFER IN	TRANSFER OUT	DISBURSEMENTS
05-27	03038	244,842.92			121,491,152.43
B 03038	C 014				
05-27	03039	201,785.67			121,692,938.10
B 03039	C 014				
05-27	03040	1,433,535.45			123,126,473.55
B 03040	C 014				
05-27	03041	100,038.52			123,226,512.07
B 03041	C 014				
05-27	03042	479,015.45			123,705,527.52
B 03042	C 014				
05-27	06144	3,996,422.00			127,701,949.52
B 06144	C 015				
05-27	06145	3,665,332.84			131,367,282.36
B 06145	C 015				
05-27	06146	17,472.17			131,384,754.53
B 06146	C 015				
05-27	06147	17,252.48			131,402,007.01
B 06147	C 015				
05-27	06148	9,045.21			131,411,052.22
B 06148	C 015				
05-27	06149	484,044.09			131,895,096.31
B 06149	C 015				
05-27	06150	2,458,190.76			134,353,287.07
B 06150	C 015				
05-27	06151	150.00			134,353,437.07
B 06151	C 015				
05-27	06152	39,857.54			134,393,294.61
B 06152	C 015				
05-27	06153	29,554.68			134,422,849.29
B 06153	C 015				
05-27	06154	9,953.50			134,432,802.79
B 06154	C 015				
05-27	06155	358,100.75			134,790,903.54
B 06155	C 015				
05-27	06156	2,113,439.05			136,904,342.59
B 06156	C 015				

2022-07-14 GENERAL LEDGER DETAIL REPORT FOR 2022, SELECTED PERIOD 06 ACCOUNTS FROM: 290001029 TO: 290001160			PAGE 10	WGL101R		
G/L ACCOUNT	BATCH/DESC/REF	CASH RECEIPTS	TRANSFER IN	TRANSFER OUT	DISBURSEMENTS	BALANCE
05-27	06167	40,039.06				136,944,381.65
B 06167	C 015					
05-27	06168	37,300.18				136,981,681.83
B 06168	C 015					
05-27	06171	20,066.03				137,001,747.86
B 06171	C 015					
05-27	06182	3,512,282.28				140,514,030.14
B 06182	C 015					
05-28	06165	399,616.95				140,913,647.09
B 06165	C 015					
05-28	06173	10,996.49				140,924,643.58
B 06173	C 015					
05-28	06174	2,222.34				140,926,865.92
B 06174	C 015					
05-29	03043	340,709,770.54				481,636,636.46
B 03043	C 014					
05-29	03045	642,445.16				482,279,081.62
B 03045	C 014					
05-29	06157	7,599,227.75				489,878,309.37
B 06157	C 015					
05-29	06158	462,507.60				490,340,816.97
B 06158	C 015					
05-29	06159	15,722.78				490,356,539.75
B 06159	C 015					
05-29	06160	35,202.32				490,391,742.07
B 06160	C 015					
05-29	06161	32,598.36				490,424,340.43
B 06161	C 015					
05-29	06166	263,312.12				490,687,652.55
B 06166	C 015					
05-29	06183	2,653,347.60				493,341,000.15
B 06183	C 015					
05-29	06189	5,808,194.63				499,149,194.78
B 06189	C 015					
05-30	06184	1,734,790.05				500,883,984.83
B 06184	C 015					

2022-07-14 GENERAL LEDGER DETAIL REPORT FOR 2022, SELECTED PERIOD 06 ACCOUNTS FROM: 290001029 TO: 290001160				PAGE 11	WGL101R
G/L ACCOUNT	BATCH/DESC/REF	CASH RECEIPTS	TRANSFER IN	TRANSFER OUT	DISBURSEMENTS
05-30	06194	18,374,499.64			519,258,484.47
B 06194 C 015					
05-31	00014	279,603.45-			518,978,881.02
B 00014 C 004					
05-31	00015	8,714.55-			518,970,166.47
B 00015 C 005					
05-31	03046	189,134.24			519,159,300.71
B 03046 C 014					
05-31	03047	1,385,848.50			520,545,149.21
B 03047 C 014					
05-31	03048	8,743,449.65			529,288,598.86
B 03048 C 014					
05-31	03049	750,138.76			530,038,737.62
B 03049 C 014					
05-31	03050	1,688,232.07			531,726,969.69
B 03050 C 014					
05-31	03051	528,498.88			532,255,468.57
B 03051 C 014					
05-31	03052	194,652.91			532,450,121.48
B 03052 C 014					
05-31	03053	3,685.27			532,453,806.75
B 03053 C 014					
05-31	06185	81,605.00			532,535,411.75
B 06185 C 015					
05-31	06186	45,899.41			532,581,311.16
B 06186 C 015					
05-31	06187	43,178.35			532,624,489.51
B 06187 C 015					
05-31	06188	1,319.47			532,625,808.98
B 06188 C 015					
06-07(05-12)10756			10,000,000.00		542,625,808.98
TR OUT OF FMW INTO JP					
06-07(05-13)10758			42,000,000.00		584,625,808.98
TR OUT OF FMW INTO JP					
06-07(05-27)10760			55,000,000.00		639,625,808.98
TR OUT OF FMW INTO JP					

2022-07-14 GENERAL LEDGER DETAIL REPORT FOR 2022, SELECTED PERIOD 06 ACCOUNTS FROM: 290001029 TO: 290001160 PAGE 12 WGL101R
 G/L ACCOUNT BATCH/DESC/REF CASH RECEIPTS TRANSFER IN TRANSFER OUT DISBURSEMENTS BALANCE
 06-07(05-26)10762 TR OUT OF FMW INTO JP 50,000,000.00 689,625,808.98

06-08(05-18)10816 TR OUT OF JP 10.00- 689,625,798.98
 ----- PERIOD 6 END 586,809,144.37 157,000,000.00 55,000,010.00- 0.00 689,625,798.98

 290001050 50 WHEATON BK

-----			BEGIN BALANCE:	1,000.00
05-10	05009	18,860.55		19,860.55
	B 05009 C 050			
05-11	05026	38,276.93		58,137.48
	B 05026 C 050			
05-11(05-11)10508			31,900.00-	26,237.48
	FROM 50 TO CL			
	MIDWEEK TRANS			
05-17	05051	31,396.80		57,634.28
	B 05051 C 050			
05-18(05-18)10547			70,000.00-	12,365.72-
	FROM 50 TO CL			
05-20	05068	39,125.11		26,759.39
	B 05068 C 050			
05-23(05-23)10585			93,000.00-	66,240.61-
	FROM 50 TO CL			
05-25	05098	36,438.20		29,802.41-
	B 05098 C 050			
05-26	05117	37,825.83		8,023.42
	B 05117 C 050			
05-26(05-26)10625			150,000.00-	141,976.58-
	FROM 50 TO CL			
05-31	05130	102,543.45		39,433.13-
	B 05130 C 050			
05-31	05149	701,577.44		662,144.31
	B 05149 C 050			
05-31	05169	13,717.13		675,861.44
	B 05169 C 050			
05-31	05185	456,593.36		1,132,454.80
	B 05185 C 050			

06-01(05-31)10668				640,000.00-		492,454.80
FROM 50 TO CL						
06-01(05-31)10669				220,000.00-		272,454.80
FROM 88 TO CL						
06-08(05-31)10766				220,000.00		492,454.80
FROM 88 NOT 50 TO CL						
----- PERIOD 6 END		1,476,354.80	0.00	984,900.00-	0.00	492,454.80

 290001051 51 REPUBLIC BANK

-----					BEGIN BALANCE:	2,500.89
05-10 05010	60,642.10					63,142.99
B 05010 C 051						
05-11 05027	26,133.22					89,276.21
B 05027 C 051						
05-11(05-11)10506				127,600.00-		38,323.79-
FROM 51 TO CL						
MIDWEEK TRANS						
05-17 05052	78,812.08					40,488.29
B 05052 C 051						
05-18(05-18)10545				142,400.00-		101,911.71-
FROM 51 TO CL						
05-20 05069	48,462.30					53,449.41-
B 05069 C 051						
05-23(05-23)10583				1,300,000.00-		1,353,449.41-
FROM 51 TO CL						
05-25 05099	111,456.09					1,241,993.32-
B 05099 C 051						
05-26 05118	39,190.05					1,202,803.27-
B 05118 C 051						
05-26(05-26)10623				210,000.00-		1,412,803.27-
FROM 51 TO CL						
05-31 00015	5,195.57-					1,417,998.84-
B 00015 C 005						
05-31 05131	1,243,950.76					174,048.08-
B 05131 C 051						
05-31 05150	103,192.25					70,855.83-
B 05150 C 051						

05-31	05186	1,174,861.02				1,183,617.44
B 05186	C 051					
05-31	05212	8,437.97				1,192,055.41
B 05212	C 051					
05-31	05232	3,761.07				1,195,816.48
B 05232	C 051					
06-01(05-31)10670				940,000.00-		255,816.48
FROM 51 TO CL						
----- PERIOD 6 END		2,973,315.59	0.00	2,720,000.00-	0.00	255,816.48

 290001052 C.L. FIRST MIDWEST

-----					BEGIN BALANCE:	2,562,476.98
05-02	07116	8,404.96				2,570,881.94
B 07116	C 028					
05-03	07117	94,990.85				2,665,872.79
B 07117	C 028					
05-04	00004	130,147.41				2,796,020.20
B 00004	C 033					
05-04	00004	579,753.94				3,375,774.14
B 00004	C 033					
05-04	00005	71,223.75				3,446,997.89
B 00005	C 042					
05-04	00005	370,897.68				3,817,895.57
B 00005	C 042					
05-04	07118	250,218.98				4,068,114.55
B 07118	C 028					
05-05	00003	74,291.02				4,142,405.57
B 00003	C 045					
05-05	00003	372,967.27				4,515,372.84
B 00003	C 045					
05-05	01001	7,083.48				4,522,456.32
B 01001	C 021					
05-05	01002	39,157.38				4,561,613.70
B 01002	C 021					

2022-07-14 GENERAL LEDGER DETAIL REPORT FOR 2022, SELECTED PERIOD 06 ACCOUNTS FROM: 290001029 TO: 290001160					PAGE 15	WGL101R
G/L ACCOUNT	BATCH/DESC/REF	CASH RECEIPTS	TRANSFER IN	TRANSFER OUT	DISBURSEMENTS	BALANCE
05-05	01005	447,559.47				5,009,173.17
	B 01005 C 021					
05-05	70045				542.14	5,009,715.31
	0075840 TITLE 365					
	VOIDED CHECK - Batch # Updated from 70105 to 70045					
05-05	70045				542.14-	5,009,173.17
	0076664 KEITH REPOSA					
	0603322080670000 20 LEVY OVRPYMT REPL 75840					
05-05	70046				31.06	5,009,204.23
	0068588 FIDELITY NATIONAL TITLE CO					
	VOIDED CHECK - Batch # Updated from 00177 to 70046					
05-05	70046				31.06-	5,009,173.17
	0076665 ESTATE OF ORVILEEN YUNKER					
	3007082200170000 2019 LEVY OVERPAYMENT					
05-06	00006	113,767.78				5,122,940.95
	B 00006 C 037					
05-06	00006	790,055.40				5,912,996.35
	B 00006 C 037					
05-06	00009	59,817.73				5,972,814.08
	B 00009 C 042					
05-06	00009	609,076.16				6,581,890.24
	B 00009 C 042					
05-06	09100				7,584.00-	6,574,306.24
	0076673 KARNES LAW CHARTERED					
	2012 LEVY 2013 TX 388					
05-06	09101				6,796.16-	6,567,510.08
	0076672 KARNES LAW CHARTERED					
	2013 LEVY 2014 TX 343					
05-06	09102				6,185.83-	6,561,324.25
	0076671 KARNES LAW CHARTERED					
	2019 LEVY 2020 TX 14					
05-06	09103				6,352.46-	6,554,971.79
	0076670 KARNES LAW CHARTERED					
	2018 LEVY CO. 19 TX 56					
05-06	09104				6,478.46-	6,548,493.33
	0076669 KARNES LAW CHARTERED					
	2017 LEVY 2018 TX 251					
05-06	09107				6,612.24-	6,541,881.09
	0076666 KARNES LAW CHARTERED					
	2014 LEVY CO. 2015 TX 335					
05-06	70047				6,278.67-	6,535,602.42
	0007667 KARNES LAW CHARTERED					
	VOIDED CHECK - Batch # Updated from 09106 to 70047					
05-06	70047				6,278.67	6,541,881.09
	0007667 KARNES LAW CHARTERED					
	VOIDED CHECK - Batch # Updated from 09106 to 70047					
05-06	70047				6,278.67-	6,535,602.42
	0076667 KARNES LAW CHARTERED					
	2015 LEVY CO. 2016 TX 302					

2022-07-14 GENERAL LEDGER DETAIL REPORT FOR 2022, SELECTED PERIOD 06 ACCOUNTS FROM: 290001029 TO: 290001160					PAGE 16	WGL101R
G/L ACCOUNT	BATCH/DESC/REF	CASH RECEIPTS	TRANSFER IN	TRANSFER OUT	DISBURSEMENTS	BALANCE
05-06	70048				6,201.83-	6,529,400.59
	0007668 KARNES LAW CHARTERED					
	VOIDED CHECK - Batch # Updated from 09105 to 70048					
05-06	70048				6,201.83	6,535,602.42
	0007668 KARNES LAW CHARTERED					
	VOIDED CHECK - Batch # Updated from 09105 to 70048					
05-06	70048				6,201.83-	6,529,400.59
	0076668 KARNES LAW CHARTERED					
	2016 LEVY CO. 2017 TX 286					
05-09	00011	71,099.39				6,600,499.98
	B 00011 C 045					
05-09	00011	452,111.96				7,052,611.94
	B 00011 C 045					
05-09	00012	52,335.73				7,104,947.67
	B 00012 C 042					
05-09	00012	518,986.72				7,623,934.39
	B 00012 C 042					
05-09	01003	168,855.22				7,792,789.61
	B 01003 C 021					
05-09	01004	251,298.93				8,044,088.54
	B 01004 C 021					
05-09	01006	260,433.66				8,304,522.20
	B 01006 C 021					
05-09	01007	336,774.58				8,641,296.78
	B 01007 C 021					
05-09	01008	342,264.81				8,983,561.59
	B 01008 C 021					
05-09	01009	244,588.93				9,228,150.52
	B 01009 C 021					
05-09	01010	268,890.31				9,497,040.83
	B 01010 C 021					
05-09	01011	429,814.76				9,926,855.59
	B 01011 C 021					
05-09	01012	397,704.02				10,324,559.61
	B 01012 C 021					
05-09	01013	254,267.22				10,578,826.83
	B 01013 C 021					
05-09	01014	440,510.39				11,019,337.22
	B 01014 C 021					

2022-07-14 GENERAL LEDGER DETAIL REPORT FOR 2022, SELECTED PERIOD 06 ACCOUNTS FROM: 290001029 TO: 290001160				PAGE 17	WGL101R
G/L ACCOUNT	BATCH/DESC/REF	CASH RECEIPTS	TRANSFER IN	TRANSFER OUT	DISBURSEMENTS
05-09	01015	382,484.54			
B 01015	C 021				11,401,821.76
05-09	01016	363,287.26			
B 01016	C 021				11,765,109.02
05-09	01017	320,534.57			
B 01017	C 021				12,085,643.59
05-09	01018	504,036.22			
B 01018	C 021				12,589,679.81
05-09	01019	444,402.18			
B 01019	C 021				13,034,081.99
05-09	01020	527,991.01			
B 01020	C 021				13,562,073.00
05-09	01021	576,245.73			
B 01021	C 021				14,138,318.73
05-09	01022	436,455.04			
B 01022	C 021				14,574,773.77
05-09	01023	393,958.79			
B 01023	C 021				14,968,732.56
05-09	01024	247,621.00			
B 01024	C 021				15,216,353.56
05-09	01025	363,202.43			
B 01025	C 021				15,579,555.99
05-09	01026	257,278.60			
B 01026	C 021				15,836,834.59
05-09	01027	497,218.00			
B 01027	C 021				16,334,052.59
05-09	01028	406,939.19			
B 01028	C 021				16,740,991.78
05-09	01029	397,384.39			
B 01029	C 021				17,138,376.17
05-09	01030	353,786.15			
B 01030	C 021				17,492,162.32
05-09	01031	408,471.22			
B 01031	C 021				17,900,633.54
05-09	01032	492,852.36			
B 01032	C 021				18,393,485.90

2022-07-14 GENERAL LEDGER DETAIL REPORT FOR 2022, SELECTED PERIOD 06				ACCOUNTS FROM: 290001029	TO: 290001160	PAGE 18	WGL101R
G/L ACCOUNT	BATCH/DESC/REF	CASH RECEIPTS	TRANSFER IN	TRANSFER OUT	DISBURSEMENTS	BALANCE	
05-09	01033	417,279.06				18,810,764.96	
B 01033	C 021						
05-09	01034	473,733.38				19,284,498.34	
B 01034	C 021						
05-09	01035	295,376.11				19,579,874.45	
B 01035	C 021						
05-09	01036	499,957.95				20,079,832.40	
B 01036	C 021						
05-09	07400	734.06-				20,079,098.34	
B 07400	C 006						
05-09	09110				2,295.15-	20,076,803.19	
0076676	KARNES LAW CHARTERED						
	2012 LEVY C.O. NO 12 TX 358						
05-09	09111				27,805.49-	20,048,997.70	
0076675	KARNES LAW CHARTERED						
	2017 LEVY C.O 2018 TX 251						
05-09	09112				6,000.00-	20,042,997.70	
0076674	KARNES LAW CHARTERED						
	2020 LEVY C.O. NO 2021TX18						
05-09	70049				199,968.66-	19,843,029.04	
0076677	KARNES LAW CHARTERED						
	VOIDED CHECK - Batch # Updated from 09109 to 70049						
05-09	70049				199,968.66	20,042,997.70	
0076677	KARNES LAW CHARTERED						
	VOIDED CHECK - Batch # Updated from 09109 to 70049						
05-09	70049				188,842.97-	19,854,154.73	
0076679	KARNES LAW CHARTERED						
	2018 LEVY C.O. NO 19 TX 56						
05-09	70050				189,059.03-	19,665,095.70	
0076678	KARNES LAW CHARTERED						
	VOIDED CHECK - Batch # Updated from 09108 to 70050						
05-09	70050				189,059.03	19,854,154.73	
0076678	KARNES LAW CHARTERED						
	VOIDED CHECK - Batch # Updated from 09108 to 70050						
05-09	70050				183,351.53-	19,670,803.20	
0076680	KARNES LAW CHARTERED						
	2019 LEVY C.O. NO 2020 TX 14						
05-10	00010	56,877.64				19,727,680.84	
B 00010	C 033						
05-10	00010	776,822.07				20,504,502.91	
B 00010	C 033						
05-10	00013	38,081.73				20,542,584.64	
B 00013	C 037						
05-10	00013	1,866,853.42				22,409,438.06	
B 00013	C 037						

2022-07-14 GENERAL LEDGER DETAIL REPORT FOR 2022, SELECTED PERIOD 06				ACCOUNTS FROM: 290001029	TO: 290001160	PAGE 19	WGL101R
G/L ACCOUNT	BATCH/DESC/REF	CASH RECEIPTS	TRANSFER IN	TRANSFER OUT	DISBURSEMENTS	BALANCE	
05-10	00850	394,662.67				22,804,100.73	
B 00850 C 019							
05-10	07120	228,976.03				23,033,076.76	
B 07120 C 028							
05-10	07121	161,664.35				23,194,741.11	
B 07121 C 028							
05-10	07720				14,418.42-	23,180,322.69	
B 07720 C 047							
Prior Levy Dup Pymt Refund							
05-10	(05-10)10489	8,575.00				23,188,897.69	
PREPAY (BAUMGARTNER, JAEGER, AGUILAR)							
05-11	00017	49,199.00				23,238,096.69	
B 00017 C 045							
05-11	00017	643,465.70				23,881,562.39	
B 00017 C 045							
05-11	00018	917,115.98				24,798,678.37	
B 00018 C 038							
05-11	09113				10,800.30-	24,787,878.07	
0076693 KARNES LAW CHARTERED							
2017 LEVY C.O. NO. 2018TX251							
05-11	(05-11)10509		31,900.00			24,819,778.07	
FROM 50 TO CL							
MIDWEEK TRANS							
05-11	(05-11)10510		223,500.00			25,043,278.07	
FROM 88 TO CL							
MIDWEEK TRANS							
05-11	(05-11)10511		127,600.00			25,170,878.07	
FROM 51 TO CL							
MIDWEEK TRANS							
05-11	(05-11)10512		106,500.00			25,277,378.07	
FROM 71 TO CL							
MIDWEEK TRANS							
05-11	(05-11)10513		358,600.00			25,635,978.07	
FROM 80 TO CL							
MIDWEEK TRANS							
05-11	(05-11)10514		2,660,300.00			28,296,278.07	
FROM 81 TO CL							
MIDWEEK TRANS							
05-11	(05-11)10515		256,700.00			28,552,978.07	
FROM 58 TO CL							
MIDWEEK TRANS							
05-11	(05-11)10516		109,100.00			28,662,078.07	
FROM 66 TO CL							
MIDWEEK TRANS							
05-11	(05-11)10517		370,900.00			29,032,978.07	
FROM 53 TO CL							
MIDWEEK TRANS							

2022-07-14 GENERAL LEDGER DETAIL REPORT FOR 2022, SELECTED PERIOD 06				ACCOUNTS FROM: 290001029	TO: 290001160	PAGE 20	WGL101R
G/L ACCOUNT	BATCH/DESC/REF	CASH RECEIPTS	TRANSFER IN	TRANSFER OUT	DISBURSEMENTS		BALANCE
05-11(05-11)10518			289,000.00				29,321,978.07
FROM 73 TO CL							
MIDWEEK TRANS							
05-11(05-11)10519			679,000.00				30,000,978.07
FROM 76 TO CL							
MIDWEEK TRANS							
05-11(05-11)10520			290,800.00				30,291,778.07
FROM 78 TO CL							
MIDWEEK TRANS							
05-11(05-11)10521			504,100.00				30,795,878.07
FROM 84 TO CL							
MIDWEEK TRANS							
05-11(05-11)10522			652,400.00				31,448,278.07
FROM 68 TO CL							
MIDWEEK TRANS							
05-11(05-11)10523			56,200.00				31,504,478.07
FROM 77 TO CL							
MIDWEEK TRANS							
05-11(05-11)10524			8,100.00				31,512,578.07
FROM 89 TO CL							
MIDWEEK TRANS							
05-11(05-11)10525			396,300.00				31,908,878.07
FROM 69 TO CL							
MIDWEEK TRANS							
05-11(05-11)10526			525,300.00				32,434,178.07
FROM 61 TO CL							
MIDWEEK TRANS							
05-11(05-11)10527			1,340,500.00				33,774,678.07
FROM 64 TO CL							
MIDWEEK TRANS							
05-12 00016		109,121.80					33,883,799.87
B 00016 C 042							
05-12 00016		811,463.45					34,695,263.32
B 00016 C 042							
05-12 00019		22,123.23					34,717,386.55
B 00019 C 033							
05-12 00019		1,382,538.26					36,099,924.81
B 00019 C 033							
05-12 00020		86,392.93					36,186,317.74
B 00020 C 037							
05-12 00020		1,385,082.16					37,571,399.90
B 00020 C 037							
05-12 00021		89,215.11					37,660,615.01
B 00021 C 045							
05-12 00021		792,785.88					38,453,400.89
B 00021 C 045							

2022-07-14 GENERAL LEDGER DETAIL REPORT FOR 2022, SELECTED PERIOD 06 ACCOUNTS FROM: 290001029 TO: 290001160				PAGE	21	WGL101R
G/L ACCOUNT	BATCH/DESC/REF	CASH RECEIPTS	TRANSFER IN	TRANSFER OUT	DISBURSEMENTS	BALANCE
05-12(05-12)	10528	6,305.00				38,459,705.89
PREPAYS (O CREARY, O CREARY)						
05-13	00023		67,725.50			38,527,431.39
B	00023 C 037					
05-13	00023		691,531.57			39,218,962.96
B	00023 C 037					
05-13	01037		538,831.74			39,757,794.70
B	01037 C 021					
05-13	01038		382,773.75			40,140,568.45
B	01038 C 021					
05-13	01039		468,384.90			40,608,953.35
B	01039 C 021					
05-13	01040		592,242.71			41,201,196.06
B	01040 C 021					
05-13	01041		485,575.50			41,686,771.56
B	01041 C 021					
05-13	01042		540,315.34			42,227,086.90
B	01042 C 021					
05-13	01043		667,273.26			42,894,360.16
B	01043 C 021					
05-13	01044		506,601.55			43,400,961.71
B	01044 C 021					
05-13	01046		367,596.14			43,768,557.85
B	01046 C 021					
05-13	01047		350,074.01			44,118,631.86
B	01047 C 021					
05-13	01048		424,324.08			44,542,955.94
B	01048 C 021					
05-13	01049		533,916.13			45,076,872.07
B	01049 C 021					
05-13	01050		351,094.72			45,427,966.79
B	01050 C 021					
05-13	01051		277,183.94			45,705,150.73
B	01051 C 021					
05-13	01052		386,878.13			46,092,028.86
B	01052 C 021					

2022-07-14 GENERAL LEDGER DETAIL REPORT FOR 2022, SELECTED PERIOD 06 ACCOUNTS FROM: 290001029 TO: 290001160				PAGE 22	WGL101R	
G/L ACCOUNT	BATCH/DESC/REF	CASH RECEIPTS	TRANSFER IN	TRANSFER OUT	DISBURSEMENTS	BALANCE
05-13	01053	439,199.32				46,531,228.18
B 01053	C 021					
05-13	01054	818,246.06				47,349,474.24
B 01054	C 021					
05-13	01055	377,960.53				47,727,434.77
B 01055	C 021					
05-16	00002				1,431.46-	47,726,003.31
B 00002	C 102					
	Curr Levy Ovr Pymt Refund					
05-16	01056	482,826.34				48,208,829.65
B 01056	C 021					
05-16	01057	469,076.34				48,677,905.99
B 01057	C 021					
05-16	01058	471,685.91				49,149,591.90
B 01058	C 021					
05-16	01059	714,176.16				49,863,768.06
B 01059	C 021					
05-16	01060	281,275.15				50,145,043.21
B 01060	C 021					
05-16	01061	474,098.80				50,619,142.01
B 01061	C 021					
05-16	01062	679,485.94				51,298,627.95
B 01062	C 021					
05-16	01063	434,869.30				51,733,497.25
B 01063	C 021					
05-16	01064	649,262.10				52,382,759.35
B 01064	C 021					
05-16	01065	282,308.38				52,665,067.73
B 01065	C 021					
05-16	01066	394,541.55				53,059,609.28
B 01066	C 021					
05-16	01067	388,704.48				53,448,313.76
B 01067	C 021					
05-16	01068	450,417.15				53,898,730.91
B 01068	C 021					
05-16	01069	356,984.33				54,255,715.24
B 01069	C 021					

2022-07-14 GENERAL LEDGER DETAIL REPORT FOR 2022, SELECTED PERIOD 06 ACCOUNTS FROM: 290001029 TO: 290001160				PAGE 23	WGL101R	
G/L ACCOUNT	BATCH/DESC/REF	CASH RECEIPTS	TRANSFER IN	TRANSFER OUT	DISBURSEMENTS	BALANCE
05-16	01070	310,599.70				54,566,314.94
B 01070	C 021					
05-16	01071	242,440.96				54,808,755.90
B 01071	C 021					
05-16	01072	434,332.39				55,243,088.29
B 01072	C 021					
05-16	01073	307,139.68				55,550,227.97
B 01073	C 021					
05-16	01074	354,583.11				55,904,811.08
B 01074	C 021					
05-16	01075	201,592.72				56,106,403.80
B 01075	C 021					
05-16	01076	346,822.90				56,453,226.70
B 01076	C 021					
05-16	01077	331,594.28				56,784,820.98
B 01077	C 021					
05-16	01078	316,709.29				57,101,530.27
B 01078	C 021					
05-16	07119	265,751.87				57,367,282.14
B 07119	C 028					
05-17	00022	142,882.01				57,510,164.15
B 00022	C 042					
05-17	00022	2,813,340.31				60,323,504.46
B 00022	C 042					
05-17	00024	78,175.59				60,401,680.05
B 00024	C 033					
05-17	00024	1,075,117.28				61,476,797.33
B 00024	C 033					
05-17	00851	331,635.31				61,808,432.64
B 00851	C 019					
05-17	01079	735,471.99				62,543,904.63
B 01079	C 021					
05-17	01080	383,547.27				62,927,451.90
B 01080	C 021					
05-17	01081	284,920.23				63,212,372.13
B 01081	C 021					

2022-07-14 GENERAL LEDGER DETAIL REPORT FOR 2022, SELECTED PERIOD 06 ACCOUNTS FROM: 290001029 TO: 290001160				PAGE 24	WGL101R	
G/L ACCOUNT	BATCH/DESC/REF	CASH RECEIPTS	TRANSFER IN	TRANSFER OUT	DISBURSEMENTS	BALANCE
05-17	01082	444,408.01				63,656,780.14
B 01082	C 021					
05-17	01083	670,576.65				64,327,356.79
B 01083	C 021					
05-17	01084	254,500.21				64,581,857.00
B 01084	C 021					
05-17	01085	548,029.55				65,129,886.55
B 01085	C 021					
05-17	01086	295,655.93				65,425,542.48
B 01086	C 021					
05-17	01087	492,448.41				65,917,990.89
B 01087	C 021					
05-17	01088	302,874.83				66,220,865.72
B 01088	C 021					
05-17	01089	267,221.32				66,488,087.04
B 01089	C 021					
05-17	01090	473,829.54				66,961,916.58
B 01090	C 021					
05-17	01091	738,950.08				67,700,866.66
B 01091	C 021					
05-17	01092	798,908.83				68,499,775.49
B 01092	C 021					
05-17	01093	253,994.58				68,753,770.07
B 01093	C 021					
05-17	01094	479,399.69				69,233,169.76
B 01094	C 021					
05-17	07122	340,540.21				69,573,709.97
B 07122	C 028					
05-17	07123	229,925.98				69,803,635.95
B 07123	C 028					
05-17	07124	134,381.98				69,938,017.93
B 07124	C 028					
05-17	07721				11,674.40-	69,926,343.53
B 07721	C 047					
05-18	01095	561,981.30				70,488,324.83
B 01095	C 021					
	Prior Levy Dup Pymt Refund					

2022-07-14 GENERAL LEDGER DETAIL REPORT FOR 2022, SELECTED PERIOD 06 ACCOUNTS FROM: 290001029 TO: 290001160				PAGE 25	WGL101R	
G/L ACCOUNT	BATCH/DESC/REF	CASH RECEIPTS	TRANSFER IN	TRANSFER OUT	DISBURSEMENTS	BALANCE
05-18	01096	665,108.58				71,153,433.41
B 01096 C 021						
05-18	01098	416,787.73				71,570,221.14
B 01098 C 021						
05-18	01099	568,605.91				72,138,827.05
B 01099 C 021						
05-18	01100	522,389.55				72,661,216.60
B 01100 C 021						
05-18	01102	469,518.17				73,130,734.77
B 01102 C 021						
05-18	01103	708,565.62				73,839,300.39
B 01103 C 021						
05-18	01104	363,717.23				74,203,017.62
B 01104 C 021						
05-18	01105	693,492.45				74,896,510.07
B 01105 C 021						
05-18	01107	951,822.64				75,848,332.71
B 01107 C 021						
05-18	01108	831,941.37				76,680,274.08
B 01108 C 021						
05-18	01110	589,310.25				77,269,584.33
B 01110 C 021						
05-18	01111	704,701.41				77,974,285.74
B 01111 C 021						
05-18(05-18)10548			175,400.00			78,149,685.74
FROM 88 TO CL						
05-18(05-18)10549			142,400.00			78,292,085.74
FROM 51 TO CL						
05-18(05-18)10550			86,700.00			78,378,785.74
FROM 71 TO CL						
05-18(05-18)10551			247,100.00			78,625,885.74
FROM 80 TO CL						
05-18(05-18)10552			2,648,000.00			81,273,885.74
FROM 81 TO CL						
05-18(05-18)10566			70,000.00			81,343,885.74
FROM 50 TO CL						

2022-07-14 GENERAL LEDGER DETAIL REPORT FOR 2022, SELECTED PERIOD 06 ACCOUNTS FROM: 290001029 TO: 290001160				PAGE 26	WGL101R
G/L ACCOUNT	BATCH/DESC/REF	CASH RECEIPTS	TRANSFER IN	TRANSFER OUT	DISBURSEMENTS
05-19	00008	895,408.64			82,239,294.38
B 00008	C 038				
05-19	00025	152,139.44			82,391,433.82
B 00025	C 045				
05-19	00025	780,126.19			83,171,560.01
B 00025	C 045				
05-19	00026	3,243,707.41			86,415,267.42
B 00026	C 034				
05-19	00027	100,314.68			86,515,582.10
B 00027	C 037				
05-19	00027	1,224,365.91			87,739,948.01
B 00027	C 037				
05-19	00028	100,513.83			87,840,461.84
B 00028	C 033				
05-19	00028	619,741.67			88,460,203.51
B 00028	C 033				
05-19	00031	106,308.71			88,566,512.22
B 00031	C 042				
05-19	00031	1,159,462.89			89,725,975.11
B 00031	C 042				
05-19	07401	1,656.96-			89,724,318.15
B 07401	C 006				
05-20	00032	1,001,065.33			90,725,383.48
B 00032	C 031				
05-20	00033	29,491.53			90,754,875.01
B 00033	C 033				
05-20	00033	1,369,028.54			92,123,903.55
B 00033	C 033				
05-20	00034	96,584.02			92,220,487.57
B 00034	C 045				
05-20	00034	1,420,975.48			93,641,463.05
B 00034	C 045				
05-20	00036	46,457.26			93,687,920.31
B 00036	C 037				
05-20	00036	1,202,710.64			94,890,630.95
B 00036	C 037				

2022-07-14 GENERAL LEDGER DETAIL REPORT FOR 2022, SELECTED PERIOD 06 ACCOUNTS FROM: 290001029 TO: 290001160				PAGE 27	WGL101R
G/L ACCOUNT	BATCH/DESC/REF	CASH RECEIPTS	TRANSFER IN	TRANSFER OUT	DISBURSEMENTS
05-20	00037	1,586,322.46			96,476,953.41
B 00037	C 038				
05-20	01097	406,560.81			96,883,514.22
B 01097	C 021				
05-20	01101	554,074.04			97,437,588.26
B 01101	C 021				
05-20	01106	516,158.13			97,953,746.39
B 01106	C 021				
05-20	01109	626,797.35			98,580,543.74
B 01109	C 021				
05-20	01112	293,465.33			98,874,009.07
B 01112	C 021				
05-20	01113	3,278,545.47			102,152,554.54
B 01113	C 021				
05-20	01114	285,008.11			102,437,562.65
B 01114	C 021				
05-20	01115	297,135.77			102,734,698.42
B 01115	C 021				
05-20	01116	601,262.14			103,335,960.56
B 01116	C 021				
05-20	01117	447,289.70			103,783,250.26
B 01117	C 021				
05-20	01118	489,781.34			104,273,031.60
B 01118	C 021				
05-20	01119	370,469.30			104,643,500.90
B 01119	C 021				
05-20	01120	484,214.71			105,127,715.61
B 01120	C 021				
05-20	01121	416,949.96			105,544,665.57
B 01121	C 021				
05-20	01122	496,224.89			106,040,890.46
B 01122	C 021				
05-20	01123	1,004,824.82			107,045,715.28
B 01123	C 021				
05-20	01124	293,324.55			107,339,039.83
B 01124	C 021				

2022-07-14 GENERAL LEDGER DETAIL REPORT FOR 2022, SELECTED PERIOD 06 ACCOUNTS FROM: 290001029 TO: 290001160				PAGE 28	WGL101R
G/L ACCOUNT	BATCH/DESC/REF	CASH RECEIPTS	TRANSFER IN	TRANSFER OUT	DISBURSEMENTS
05-20	01125	466,154.35			
B 01125	C 021				107,805,194.18
05-20	01126	545,379.84			
B 01126	C 021				108,350,574.02
05-20	01127	427,815.31			
B 01127	C 021				108,778,389.33
05-20	01128	627,313.04			
B 01128	C 021				109,405,702.37
05-20	01129	471,420.89			
B 01129	C 021				109,877,123.26
05-20	01130	365,205.92			
B 01130	C 021				110,242,329.18
05-20	01131	351,557.04			
B 01131	C 021				110,593,886.22
05-20	01132	248,962.70			
B 01132	C 021				110,842,848.92
05-20	01133	490,206.20			
B 01133	C 021				111,333,055.12
05-20	01134	345,708.83			
B 01134	C 021				111,678,763.95
05-20	01135	902,480.75			
B 01135	C 021				112,581,244.70
05-20	01136	659,343.56			
B 01136	C 021				113,240,588.26
05-20	01137	494,599.13			
B 01137	C 021				113,735,187.39
05-20	01138	1,069,164.71			
B 01138	C 021				114,804,352.10
05-20	01139	783,153.62			
B 01139	C 021				115,587,505.72
05-20	01140	316,694.53			
B 01140	C 021				115,904,200.25
05-20	01141	423,304.05			
B 01141	C 021				116,327,504.30
05-20	01142	226,386.93			
B 01142	C 021				116,553,891.23

2022-07-14 GENERAL LEDGER DETAIL REPORT FOR 2022, SELECTED PERIOD 06 ACCOUNTS FROM: 290001029 TO: 290001160				PAGE	29 WGL101R	
G/L ACCOUNT	BATCH/DESC/REF	CASH RECEIPTS	TRANSFER IN	TRANSFER OUT	DISBURSEMENTS	BALANCE
05-20	01143	142,231.78				116,696,123.01
B 01143	C 021					
05-20	01144	370,163.02				117,066,286.03
B 01144	C 021					
05-20	01145	429,824.49				117,496,110.52
B 01145	C 021					
05-20	01146	304,390.31				117,800,500.83
B 01146	C 021					
05-20	01147	562,031.54				118,362,532.37
B 01147	C 021					
05-20	01148	743,206.24				119,105,738.61
B 01148	C 021					
05-20	01149	11,616.04				119,117,354.65
B 01149	C 021					
05-20	01150	37,586.17				119,154,940.82
B 01150	C 021					
05-20	07125	175,216.99				119,330,157.81
B 07125	C 028					
05-23	00006				64.12-	119,330,093.69
B 00006	C 102					
	Curr Levy Ovr Pymt Refund					
05-23	00035	79,602.15				119,409,695.84
B 00035	C 042					
05-23	00035	1,663,394.21				121,073,090.05
B 00035	C 042					
05-23	00039	63,664.01				121,136,754.06
B 00039	C 037					
05-23	00039	866,467.82				122,003,221.88
B 00039	C 037					
05-23	00040	36,394.10				122,039,615.98
B 00040	C 033					
05-23	00040	635,726.93				122,675,342.91
B 00040	C 033					
05-23	00852	448,945.71				123,124,288.62
B 00852	C 019					
05-23	07114				952.37-	123,123,336.25
B 07114	C 102					
	Curr Levy Ovr Pymt Refund					

2022-07-14 GENERAL LEDGER DETAIL REPORT FOR 2022, SELECTED PERIOD 06				ACCOUNTS FROM: 290001029	TO: 290001160	PAGE 30	WGL101R
G/L ACCOUNT	BATCH/DESC/REF	CASH RECEIPTS	TRANSFER IN	TRANSFER OUT	DISBURSEMENTS	BALANCE	
05-23	07126	208,387.42				123,331,723.67	
B 07126 C 028							
05-23	07722				3,700.92-	123,328,022.75	
B 07722 C 047							
Prior Levy Dup Pymt Refund							
05-23	07723				8,014.99-	123,320,007.76	
B 07723 C 047							
Prior Levy Dup Pymt Refund							
05-23	(05-23)10586		93,000.00			123,413,007.76	
FROM 50 TO CL							
05-23	(05-23)10587		190,000.00			123,603,007.76	
FROM 88 TO CL							
05-23	(05-23)10588		1,300,000.00			124,903,007.76	
FROM 51 TO CL							
05-23	(05-23)10589		83,000.00			124,986,007.76	
FROM 71 TO CL							
05-23	(05-23)10590		124,000.00			125,110,007.76	
FROM 80 TO CL							
05-23	(05-23)10591		1,790,000.00			126,900,007.76	
FROM 81 TO CL							
05-23	(05-23)10592		220,000.00			127,120,007.76	
FROM 58 TO CL							
05-23	(05-23)10593		78,000.00			127,198,007.76	
FROM 66 TO CL							
05-23	(05-23)10594		339,000.00			127,537,007.76	
FROM 53 TO CL							
05-23	(05-23)10595		183,000.00			127,720,007.76	
FROM 73 TO CL							
05-23	(05-23)10596		394,000.00			128,114,007.76	
FROM 76 TO CL							
05-23	(05-23)10597		180,000.00			128,294,007.76	
FROM 78 TO CL							
05-23	(05-23)10598		360,000.00			128,654,007.76	
FROM 84 TO CL							
05-23	(05-23)10599		490,000.00			129,144,007.76	
FROM 68 TO CL							
05-23	(05-23)10600		54,000.00			129,198,007.76	
FROM 77 TO CL							

2022-07-14 GENERAL LEDGER DETAIL REPORT FOR 2022, SELECTED PERIOD 06				ACCOUNTS FROM: 290001029	TO: 290001160	PAGE 31	WGL101R
G/L ACCOUNT	BATCH/DESC/REF	CASH RECEIPTS	TRANSFER IN	TRANSFER OUT	DISBURSEMENTS	BALANCE	
05-23(05-23)10601			30,000.00			129,228,007.76	
	FROM 89 TO CL						
05-23(05-23)10602			146,000.00			129,374,007.76	
	FROM 69 TO CL						
05-23(05-23)10603			335,000.00			129,709,007.76	
	FROM 61 TO CL						
05-23(05-23)10604			1,300,000.00			131,009,007.76	
	FROM 54 TO CL						
05-23(05-23)10605						131,009,007.76	
	7723 TRANS PRIOR TO CURRENT						
	PULLED OUT OF PRIOR LEVY SUB						
05-24	00007	324,677.64				131,333,685.40	
	B 00007 C 009						
05-24	00038	120,706.46				131,454,391.86	
	B 00038 C 045						
05-24	00038	906,351.51				132,360,743.37	
	B 00038 C 045						
05-24	00043	24,576.63				132,385,320.00	
	B 00043 C 033						
05-24	00043	4,300,383.74				136,685,703.74	
	B 00043 C 033						
05-24	00853	366,328.93				137,052,032.67	
	B 00853 C 019						
05-24	01151	373,158.35				137,425,191.02	
	B 01151 C 021						
05-24	01152	431,580.66				137,856,771.68	
	B 01152 C 021						
05-24	01153	745,965.21				138,602,736.89	
	B 01153 C 021						
05-24	01154	369,481.64				138,972,218.53	
	B 01154 C 021						
05-24	01155	447,719.65				139,419,938.18	
	B 01155 C 021						
05-24	01156	825,886.88				140,245,825.06	
	B 01156 C 021						
05-24	01157	257,164.36				140,502,989.42	
	B 01157 C 021						

2022-07-14 GENERAL LEDGER DETAIL REPORT FOR 2022, SELECTED PERIOD 06 ACCOUNTS FROM: 290001029 TO: 290001160				PAGE 32	WGL101R
G/L ACCOUNT	BATCH/DESC/REF	CASH RECEIPTS	TRANSFER IN	TRANSFER OUT	DISBURSEMENTS
05-24	01158	142,067.37			
B 01158	C 021				140,645,056.79
05-24	01159	405,999.84			
B 01159	C 021				141,051,056.63
05-24	01160	5,091.86			
B 01160	C 021				141,056,148.49
05-24	01161	425,448.90			
B 01161	C 021				141,481,597.39
05-24	01162	527,812.60			
B 01162	C 021				142,009,409.99
05-24	01163	148,851.64			
B 01163	C 021				142,158,261.63
05-24	01164	389,288.84			
B 01164	C 021				142,547,550.47
05-24	01165	431,102.70			
B 01165	C 021				142,978,653.17
05-24	01166	103,580.62			
B 01166	C 021				143,082,233.79
05-24	01167	82,138.04			
B 01167	C 021				143,164,371.83
05-24	01168	3,141,980.91			
B 01168	C 021				146,306,352.74
05-24	01169	1,479,777.38			
B 01169	C 021				147,786,130.12
05-24	01170	295,044.02			
B 01170	C 021				148,081,174.14
05-24	07127	394,497.67			
B 07127	C 028				148,475,671.81
05-24	07402	5,677.56-			
B 07402	C 006				148,469,994.25
05-24(05-24)10607			55,000,000.00		
TR OUT OF JP INTO FMW LEVY WIRE DIST					203,469,994.25
05-25	00041	136,103.39			
B 00041	C 042				203,606,097.64
05-25	00041	2,296,467.88			
B 00041	C 042				205,902,565.52

2022-07-14 GENERAL LEDGER DETAIL REPORT FOR 2022, SELECTED PERIOD 06				ACCOUNTS FROM: 290001029	TO: 290001160	PAGE 33	WGL101R
G/L ACCOUNT	BATCH/DESC/REF	CASH RECEIPTS	TRANSFER IN	TRANSFER OUT	DISBURSEMENTS	BALANCE	
05-25	00044	110,137.03				206,012,702.55	
B 00044	C 037						
05-25	00044	868,531.91				206,881,234.46	
B 00044	C 037						
05-25	00046	42,022.15				206,923,256.61	
B 00046	C 034						
05-25	00046	1,997,323.89				208,920,580.50	
B 00046	C 034						
05-25	00047	89,676.58				209,010,257.08	
B 00047	C 045						
05-25	00047	1,115,500.49				210,125,757.57	
B 00047	C 045						
05-25	01171	408,250.92				210,534,008.49	
B 01171	C 021						
05-25	01172	565,363.38				211,099,371.87	
B 01172	C 021						
05-25	01173	557,098.58				211,656,470.45	
B 01173	C 021						
05-25	01174	246,715.46				211,903,185.91	
B 01174	C 021						
05-25	01175	919,437.87				212,822,623.78	
B 01175	C 021						
05-25	01176	545,532.76				213,368,156.54	
B 01176	C 021						
05-25	01177	696,733.97				214,064,890.51	
B 01177	C 021						
05-25	01178	578,992.00				214,643,882.51	
B 01178	C 021						
05-25	01179	358,071.82				215,001,954.33	
B 01179	C 021						
05-25	01180	1,133,932.72				216,135,887.05	
B 01180	C 021						
05-25	01181	434,643.49				216,570,530.54	
B 01181	C 021						
05-25	01182	460,916.79				217,031,447.33	
B 01182	C 021						

2022-07-14 GENERAL LEDGER DETAIL REPORT FOR 2022, SELECTED PERIOD 06 ACCOUNTS FROM: 290001029 TO: 290001160				PAGE	34	WGL101R
G/L ACCOUNT	BATCH/DESC/REF	CASH RECEIPTS	TRANSFER IN	TRANSFER OUT	DISBURSEMENTS	BALANCE
05-25	01183	240,689.48				217,272,136.81
B 01183	C 021					
05-25	01184	428,865.28				217,701,002.09
B 01184	C 021					
05-25	01185	484,757.05				218,185,759.14
B 01185	C 021					
05-25	01186	488,661.26				218,674,420.40
B 01186	C 021					
05-25	01187	341,351.69				219,015,772.09
B 01187	C 021					
05-25	01188	808,230.50				219,824,002.59
B 01188	C 021					
05-25	01189	542,461.16				220,366,463.75
B 01189	C 021					
05-25	01190	400,634.14				220,767,097.89
B 01190	C 021					
05-25	01204	739,005.19				221,506,103.08
B 01204	C 021					
05-26	00045	8,293,556.13				229,799,659.21
B 00045	C 038					
05-26	00048	97,205.53				229,896,864.74
B 00048	C 033					
05-26	00048	1,394,064.95				231,290,929.69
B 00048	C 033					
05-26	00050	108,431.76				231,399,361.45
B 00050	C 045					
05-26	00050	578,765.33				231,978,126.78
B 00050	C 045					
05-26	00051	116,396.17				232,094,522.95
B 00051	C 042					
05-26	00051	274,990.69				232,369,513.64
B 00051	C 042					
05-26	00052	122,308.65				232,491,822.29
B 00052	C 037					
05-26	00052	699,808.25				233,191,630.54
B 00052	C 037					

2022-07-14 GENERAL LEDGER DETAIL REPORT FOR 2022, SELECTED PERIOD 06 ACCOUNTS FROM: 290001029 TO: 290001160				PAGE 35	WGL101R	
G/L ACCOUNT	BATCH/DESC/REF	CASH RECEIPTS	TRANSFER IN	TRANSFER OUT	DISBURSEMENTS	BALANCE
05-26	01191	540,983.99				233,732,614.53
B 01191	C 021					
05-26	01192	700,318.46				234,432,932.99
B 01192	C 021					
05-26	01193	872,639.82				235,305,572.81
B 01193	C 021					
05-26	01194	639,688.02				235,945,260.83
B 01194	C 021					
05-26	01195	513,478.94				236,458,739.77
B 01195	C 021					
05-26	01196	693,664.02				237,152,403.79
B 01196	C 021					
05-26	01197	717,647.45				237,870,051.24
B 01197	C 021					
05-26	01198	530,335.36				238,400,386.60
B 01198	C 021					
05-26	01199	1,069,629.09				239,470,015.69
B 01199	C 021					
05-26	01200	432,873.36				239,902,889.05
B 01200	C 021					
05-26	01201	254,893.29				240,157,782.34
B 01201	C 021					
05-26	01202	344,156.46				240,501,938.80
B 01202	C 021					
05-26	01203	705,656.03				241,207,594.83
B 01203	C 021					
05-26	01205	252,746.95				241,460,341.78
B 01205	C 021					
05-26	01206	206,848.02				241,667,189.80
B 01206	C 021					
05-26	01231	401,249.44				242,068,439.24
B 01231	C 021					
05-26	07128	162,480.80				242,230,920.04
B 07128	C 028					
05-26	07129	161,913.96				242,392,834.00
B 07129	C 028					

2022-07-14 GENERAL LEDGER DETAIL REPORT FOR 2022, SELECTED PERIOD 06			ACCOUNTS FROM: 290001029	TO: 290001160	PAGE 36	WGL101R
G/L ACCOUNT	BATCH/DESC/REF	CASH RECEIPTS	TRANSFER IN	TRANSFER OUT	DISBURSEMENTS	BALANCE
05-26	07134	472,538.43				242,865,372.43
	B 07134 C 028					
05-26	07800				1,788,892.18-	241,076,480.25
	B 07800 C 40					
	CHECK#s 0076739-0076843					
05-26	07811				325,642.98-	240,750,837.27
	B 07811 C 41					
	CHECK#s 0076730-0076738					
05-26(05-26)10628			210,000.00			240,960,837.27
	FROM 51 TO CL					
05-26(05-26)10629			190,000.00			241,150,837.27
	FROM 88 TO CL					
05-26(05-26)10630			20,000.00			241,170,837.27
	FROM 71 TO CL					
05-26(05-26)10631			200,000.00			241,370,837.27
	FROM 80 TO CL					
05-26(05-26)10632			3,030,000.00			244,400,837.27
	FROM 81 TO CL					
05-26(05-26)10633			270,000.00			244,670,837.27
	FROM 58 TO CL					
05-26(05-26)10634			100,000.00			244,770,837.27
	FROM 66 TO CL					
05-26(05-26)10635			400,000.00			245,170,837.27
	FROM 53 TO CL					
05-26(05-26)10636			250,000.00			245,420,837.27
	FROM 73 TO CL					
05-26(05-26)10637			1,600,000.00			247,020,837.27
	FROM 76 TO CL					
05-26(05-26)10638			290,000.00			247,310,837.27
	FROM 78 TO CL					
05-26(05-26)10639			440,000.00			247,750,837.27
	FROM 84 TO CL					
05-26(05-26)10640			930,000.00			248,680,837.27
	FROM 68 TO CL					
05-26(05-26)10641			120,000.00			248,800,837.27
	FROM 77 TO CL					
05-26(05-26)10642			480,000.00			249,280,837.27
	FROM 69 TO CL					

2022-07-14 GENERAL LEDGER DETAIL REPORT FOR 2022, SELECTED PERIOD 06				ACCOUNTS FROM: 290001029	TO: 290001160	PAGE 37	WGL101R
G/L ACCOUNT	BATCH/DESC/REF	CASH RECEIPTS	TRANSFER IN	TRANSFER OUT	DISBURSEMENTS	BALANCE	
05-26(05-26)10643			500,000.00			249,780,837.27	
	FROM 61 TO CL						
05-26(05-26)10644			2,370,000.00			252,150,837.27	
	FROM 54 TO CL						
05-26(05-26)10645			150,000.00			252,300,837.27	
	FROM 50 TO CL						
05-27	00016				10,033.33-	252,290,803.94	
	B 00016 C 102						
	Curr Levy Ovr Pymt Refund						
05-27	00017				186.42-	252,290,617.52	
	B 00017 C 102						
	Curr Levy Ovr Pymt Refund						
05-27	00029	10,714.93-				252,279,902.59	
	B 00029 C 010						
05-27	00030	10,714.93				252,290,617.52	
	B 00030 C 011						
05-27	00030				1,055.55-	252,289,561.97	
	B 00030 C 102						
	Curr Levy Ovr Pymt Refund						
05-27	00053	3,393,527.04				255,683,089.01	
	B 00053 C 038						
05-27	00054	44,674.39				255,727,763.40	
	B 00054 C 042						
05-27	00054	4,129,486.80				259,857,250.20	
	B 00054 C 042						
05-27	00055	84,736.02				259,941,986.22	
	B 00055 C 045						
05-27	00055	506,179.92				260,448,166.14	
	B 00055 C 045						
05-27	00056	107,843.94				260,556,010.08	
	B 00056 C 034						
05-27	00056	14,484,643.04				275,040,653.12	
	B 00056 C 034						
05-27	00057	4,262,862.06				279,303,515.18	
	B 00057 C 035						
05-27	00058	9,761,514.71				289,065,029.89	
	B 00058 C 036						
05-27	01246	565,160.24				289,630,190.13	
	B 01246 C 021						

2022-07-14 GENERAL LEDGER DETAIL REPORT FOR 2022, SELECTED PERIOD 06 ACCOUNTS FROM: 290001029 TO: 290001160						PAGE 38	WGL101R
G/L ACCOUNT	BATCH/DESC/REF	CASH RECEIPTS	TRANSFER IN	TRANSFER OUT	DISBURSEMENTS	BALANCE	
05-27	05022				205.82-	289,629,984.31	
	B 05022 C 102						
	Curr Levy Ovr Pymt Refund						
05-27	05023				219.10-	289,629,765.21	
	B 05023 C 102						
	Curr Levy Ovr Pymt Refund						
05-27	07130	218,413.63				289,848,178.84	
	B 07130 C 028						
05-27	07131	255,236.70				290,103,415.54	
	B 07131 C 028						
05-27	07135	798,891.52				290,902,307.06	
	B 07135 C 028						
05-29	01207	1,129,272.01				292,031,579.07	
	B 01207 C 021						
05-29	01208	775,621.07				292,807,200.14	
	B 01208 C 021						
05-29	01209	580,273.61				293,387,473.75	
	B 01209 C 021						
05-29	01210	937,793.10				294,325,266.85	
	B 01210 C 021						
05-29	01211	555,292.01				294,880,558.86	
	B 01211 C 021						
05-29	01212	684,087.57				295,564,646.43	
	B 01212 C 021						
05-29	01213	1,123,766.50				296,688,412.93	
	B 01213 C 021						
05-29	01214	268,177.93				296,956,590.86	
	B 01214 C 021						
05-29	01215	469,271.05				297,425,861.91	
	B 01215 C 021						
05-29	01216	899,736.85				298,325,598.76	
	B 01216 C 021						
05-29	01217	2,151,407.00				300,477,005.76	
	B 01217 C 021						
05-29	01218	618,065.92				301,095,071.68	
	B 01218 C 021						
05-29	01219	628,056.69				301,723,128.37	
	B 01219 C 021						

2022-07-14 GENERAL LEDGER DETAIL REPORT FOR 2022, SELECTED PERIOD 06 ACCOUNTS FROM: 290001029 TO: 290001160				PAGE 39	WGL101R	
G/L ACCOUNT	BATCH/DESC/REF	CASH RECEIPTS	TRANSFER IN	TRANSFER OUT	DISBURSEMENTS	BALANCE
05-29	01220	608,523.03				302,331,651.40
B 01220	C 021					
05-29	01221	704,090.40				303,035,741.80
B 01221	C 021					
05-29	01222	627,063.92				303,662,805.72
B 01222	C 021					
05-29	01223	437,268.23				304,100,073.95
B 01223	C 021					
05-29	01224	593,968.45				304,694,042.40
B 01224	C 021					
05-29	01225	588,407.40				305,282,449.80
B 01225	C 021					
05-29	01226	365,043.76				305,647,493.56
B 01226	C 021					
05-29	01227	284,154.35				305,931,647.91
B 01227	C 021					
05-29	01228	371,338.14				306,302,986.05
B 01228	C 021					
05-29	01229	153,106.61				306,456,092.66
B 01229	C 021					
05-29	01230	158,894.16				306,614,986.82
B 01230	C 021					
05-29	01232	526,598.74				307,141,585.56
B 01232	C 021					
05-29	01233	333,662.23				307,475,247.79
B 01233	C 021					
05-29	01234	790,497.47				308,265,745.26
B 01234	C 021					
05-29	01235	640,634.98				308,906,380.24
B 01235	C 021					
05-29	01236	597,934.30				309,504,314.54
B 01236	C 021					
05-29	01237	1,460,669.09				310,964,983.63
B 01237	C 021					
05-29	01238	324,528.08				311,289,511.71
B 01238	C 021					

2022-07-14 GENERAL LEDGER DETAIL REPORT FOR 2022, SELECTED PERIOD 06 ACCOUNTS FROM: 290001029 TO: 290001160				PAGE	40	WGL101R
G/L ACCOUNT	BATCH/DESC/REF	CASH RECEIPTS	TRANSFER IN	TRANSFER OUT	DISBURSEMENTS	BALANCE
05-29	01239	458,313.83				311,747,825.54
B 01239	C 021					
05-29	01240	236,931.54				311,984,757.08
B 01240	C 021					
05-29	01241	631,255.41				312,616,012.49
B 01241	C 021					
05-29	01242	105,134.26				312,721,146.75
B 01242	C 021					
05-29	01243	462,569.22				313,183,715.97
B 01243	C 021					
05-29	01244	390,027.01				313,573,742.98
B 01244	C 021					
05-29	01245	588,160.64				314,161,903.62
B 01245	C 021					
05-29	01247	165,231.61				314,327,135.23
B 01247	C 021					
05-29	01248	264,542.92				314,591,678.15
B 01248	C 021					
05-29	01249	935,041.72				315,526,719.87
B 01249	C 021					
05-29	01250	370,893.59				315,897,613.46
B 01250	C 021					
05-29	01251	495,507.77				316,393,121.23
B 01251	C 021					
05-29	01252	496,766.55				316,889,887.78
B 01252	C 021					
05-29	01253	581,314.97				317,471,202.75
B 01253	C 021					
05-29	01254	565,215.25				318,036,418.00
B 01254	C 021					
05-29	01255	561,781.95				318,598,199.95
B 01255	C 021					
05-29	01256	2,140,150.33				320,738,350.28
B 01256	C 021					
05-29	01257	358,167.06				321,096,517.34
B 01257	C 021					

2022-07-14 GENERAL LEDGER DETAIL REPORT FOR 2022, SELECTED PERIOD 06 ACCOUNTS FROM: 290001029 TO: 290001160				PAGE 41	WGL101R	
G/L ACCOUNT	BATCH/DESC/REF	CASH RECEIPTS	TRANSFER IN	TRANSFER OUT	DISBURSEMENTS	BALANCE
05-29	01258	259,560.46				321,356,077.80
B 01258	C 021					
05-31	00014	59,209.83-				321,296,867.97
B 00014	C 004					
05-31	00015	130,086.26-				321,166,781.71
B 00015	C 005					
05-31	00042	572,463.32				321,739,245.03
B 00042	C 038					
05-31	00049	231,904.58				321,971,149.61
B 00049	C 031					
05-31	00059	110,618.11				322,081,767.72
B 00059	C 037					
05-31	00059	526,083.77				322,607,851.49
B 00059	C 037					
05-31	00060	3,129,860.73				325,737,712.22
B 00060	C 038					
05-31	00061	146,358.47				325,884,070.69
B 00061	C 042					
05-31	00061	876,689.87				326,760,760.56
B 00061	C 042					
05-31	00062	141,394.81				326,902,155.37
B 00062	C 045					
05-31	00062	501,708.24				327,403,863.61
B 00062	C 045					
05-31	00064	919,037.26				328,322,900.87
B 00064	C 035					
05-31	00065	5,831,244.53				334,154,145.40
B 00065	C 038					
05-31	00067	127,060.20				334,281,205.60
B 00067	C 034					
05-31	00067	627,309.24				334,908,514.84
B 00067	C 034					
05-31	00857	497,217.46				335,405,732.30
B 00857	C 019					
05-31	01259	1,032,167.52				336,437,899.82
B 01259	C 021					

2022-07-14 GENERAL LEDGER DETAIL REPORT FOR 2022, SELECTED PERIOD 06 ACCOUNTS FROM: 290001029 TO: 290001160				PAGE	42	WGL101R
G/L ACCOUNT	BATCH/DESC/REF	CASH RECEIPTS	TRANSFER IN	TRANSFER OUT	DISBURSEMENTS	BALANCE
05-31	01260	663,675.65				337,101,575.47
B 01260	C 021					
05-31	01261	703,785.52				337,805,360.99
B 01261	C 021					
05-31	01262	1,140,752.78				338,946,113.77
B 01262	C 021					
05-31	01263	666,018.85				339,612,132.62
B 01263	C 021					
05-31	01264	556,329.46				340,168,462.08
B 01264	C 021					
05-31	01265	631,617.76				340,800,079.84
B 01265	C 021					
05-31	01266	698,159.85				341,498,239.69
B 01266	C 021					
05-31	01267	1,154,887.13				342,653,126.82
B 01267	C 021					
05-31	01268	564,160.36				343,217,287.18
B 01268	C 021					
05-31	01269	609,356.86				343,826,644.04
B 01269	C 021					
05-31	01270	484,704.53				344,311,348.57
B 01270	C 021					
05-31	01271	318,549.63				344,629,898.20
B 01271	C 021					
05-31	01272	634,775.73				345,264,673.93
B 01272	C 021					
05-31	01273	341,802.04				345,606,475.97
B 01273	C 021					
05-31	01274	485,182.87				346,091,658.84
B 01274	C 021					
05-31	01275	830,983.61				346,922,642.45
B 01275	C 021					
05-31	01276	1,135,590.18				348,058,232.63
B 01276	C 021					
05-31	01277	1,083,274.46				349,141,507.09
B 01277	C 021					

2022-07-14 GENERAL LEDGER DETAIL REPORT FOR 2022, SELECTED PERIOD 06				ACCOUNTS FROM: 290001029	TO: 290001160	PAGE 43	WGL101R
G/L ACCOUNT	BATCH/DESC/REF	CASH RECEIPTS	TRANSFER IN	TRANSFER OUT	DISBURSEMENTS	BALANCE	
05-31	07132	489,343.11				349,630,850.20	
B 07132 C 028							
05-31	07133	398,266.58				350,029,116.78	
B 07133 C 028							
05-31	07136	1,056,652.50				351,085,769.28	
B 07136 C 028							
05-31	(05-31)10646	1,800.00				351,087,569.28	
PREPAY (DESROCHERS)							
06-01	(05-31)10649		2,110,000.00			353,197,569.28	
FROM 54 TO CL							
06-01	(05-31)10650		620,000.00			353,817,569.28	
FROM 61 TO CL							
06-01	(05-31)10651		430,000.00			354,247,569.28	
FROM 69 TO CL							
06-01	(05-31)10652		14,000.00			354,261,569.28	
FROM 89 TO CL							
06-01	(05-31)10653		50,000.00			354,311,569.28	
FROM 77 TO CL							
06-01	(05-31)10654		620,000.00			354,931,569.28	
FROM 68 TO CL							
06-01	(05-31)10655		500,000.00			355,431,569.28	
FROM 84 TO CL							
06-01	(05-31)10656		195,000.00			355,626,569.28	
FROM 78 TO CL							
06-01	(05-31)10657		660,000.00			356,286,569.28	
FROM 76 TO CL							
06-01	(05-31)10658		130,000.00			356,416,569.28	
FROM 73 TO CL							
06-01	(05-31)10659		440,000.00			356,856,569.28	
FROM 53 TO CL							
06-01	(05-31)10660		90,000.00			356,946,569.28	
FROM 66 TO CL							
06-01	(05-31)10661		330,000.00			357,276,569.28	
FROM 58 TO CL							
06-01	(05-31)10662		2,500,000.00			359,776,569.28	
FROM 81 TO CL							

2022-07-14 GENERAL LEDGER DETAIL REPORT FOR 2022, SELECTED PERIOD 06 ACCOUNTS FROM: 290001029 TO: 290001160						PAGE 44	WGL101R
G/L ACCOUNT	BATCH/DESC/REF	CASH RECEIPTS	TRANSFER IN	TRANSFER OUT	DISBURSEMENTS	BALANCE	
06-01(05-31)10663			295,000.00			360,071,569.28	
	FROM 80 TO CL						
06-01(05-31)10664			55,000.00			360,126,569.28	
	FROM 71 TO CL						
06-01(05-31)10665			940,000.00			361,066,569.28	
	FROM 51 TO CL						
06-01(05-31)10666			220,000.00			361,286,569.28	
	FROM 88 TO CL						
06-01(05-31)10667			640,000.00			361,926,569.28	
	FROM 50 TO CL						
06-07(05-12)10755				10,000,000.00-		351,926,569.28	
	TR OUT OF FMW INTO JP						
06-07(05-13)10757				42,000,000.00-		309,926,569.28	
	TR OUT OF FMW INTO JP						
06-07(05-27)10759				55,000,000.00-		254,926,569.28	
	TR OUT OF FMW INTO JP						
06-07(05-26)10761				50,000,000.00-		204,926,569.28	
	TR OUT OF FMW INTO JP						
06-08(05-26)10768					125,466,879.63-	79,459,689.65	
	21L 1ST DISTRIBUTION						
06-08(05-18)10770			243,100.00			79,702,789.65	
	FROM 58 TO CL						
06-08(05-18)10771			87,500.00			79,790,289.65	
	FROM 66 TO CL						
06-08(05-18)10772			601,400.00			80,391,689.65	
	FROM 53 TO CL						
06-08(05-18)10773			260,500.00			80,652,189.65	
	FROM 73 TO CL						
06-08(05-18)10774			517,000.00			81,169,189.65	
	FROM 76TO CL						
06-08(05-18)10775			283,200.00			81,452,389.65	
	FROM 78TO CL						
06-08(05-18)10776			667,400.00			82,119,789.65	
	FROM 84TO CL						
06-08(05-18)10777			517,000.00			82,636,789.65	
	FROM 68 TO CL						

06-08(05-18)10778			144,600.00			82,781,389.65
FROM 77 TO CL						
06-08(05-18)10779			4,500.00			82,785,889.65
FROM 89 TO CL						
06-08(05-18)10780			269,700.00			83,055,589.65
FROM 69 TO CL						
06-08(05-18)10781			396,200.00			83,451,789.65
FROM 61 TO CL						
06-08(05-18)10782			1,441,600.00			84,893,389.65
FROM 54 TO CL						
06-08(05-22)10797			8,600,000.00			93,493,389.65
FROM 52 TO CL						
06-08(05-26)10802			3,220,000.00			96,713,389.65
FROM 52 TO CL						
06-08(05-27)10803			830,000.00			97,543,389.65
FROM 52 TO CL						
06-08(05-31)10804			2,100,000.00			99,643,389.65
FROM 52 TO CL						
06-09(05-30)10828		161,913.96-				99,481,475.69
B7129 ADJ BANK ADJ						
06-09(05-30)10829		161,913.66				99,643,389.35
B7129 ADJ BANK ADJ						
06-13(05-23)10836		2,158.13				99,645,547.48
TPA WIRE FEES 5.23.22						
----- PERIOD 6 END		264,569,927.28	117,618,100.00	157,000,000.00-	128,104,956.78-	99,645,547.48

 290001053 53 MERCHANTS & MANUFACTURERS

-----					BEGIN BALANCE:	1,000.53
05-06 05003		70,556.46				71,556.99
B 05003 C 053						
05-10 05011		15,440.62				86,997.61
B 05011 C 053						
05-11 05028		98,891.79				185,889.40
B 05028 C 053						
05-11(05-11)10500				370,900.00-		185,010.60-
FROM 53 TO CL						
MIDWEEK TRANS						

2022-07-14 GENERAL LEDGER DETAIL REPORT FOR 2022, SELECTED PERIOD 06				ACCOUNTS FROM: 290001029	TO: 290001160	PAGE 46	WGL101R
G/L ACCOUNT	BATCH/DESC/REF	CASH RECEIPTS	TRANSFER IN	TRANSFER OUT	DISBURSEMENTS	BALANCE	
05-16	05041	165,264.23				19,746.37-	
B 05041 C 053							
05-17	05053	159,437.69				139,691.32	
B 05053 C 053							
05-18(05-18)10539				601,400.00-		461,708.68-	
FROM 53 TO CL							
05-18(05-18)10555			601,400.00			139,691.32	
FROM 53 TO CL							
05-20	05070	330,791.99				470,483.31	
B 05070 C 053							
05-23(05-23)10577				339,000.00-		131,483.31	
FROM 533 TO CL							
05-24	05084	159,903.06				291,386.37	
B 05084 C 053							
05-25	05100	170,866.75				462,253.12	
B 05100 C 053							
05-26	05119	163,897.43				626,150.55	
B 05119 C 053							
05-26(05-26)10617				400,000.00-		226,150.55	
FROM 53 TO CL							
05-31	05132	229,070.03				455,220.58	
B 05132 C 053							
05-31	05151	381,002.92				836,223.50	
B 05151 C 053							
05-31	05171	403,207.45				1,239,430.95	
B 05171 C 053							
05-31	05187	382,792.60				1,622,223.55	
B 05187 C 053							
05-31	05188	1,328,529.60				2,950,753.15	
B 05188 C 053							
06-01(05-31)10676				440,000.00-		2,510,753.15	
FROM 53 TO CL							
06-08(05-18)10794			601,400.00-			1,909,353.15	
FROM 53 TO CL CORR POST							
06-08(05-31)10807		30.52				1,909,383.67	
BK 53 MAY INT							

2022-07-14 GENERAL LEDGER DETAIL REPORT FOR 2022, SELECTED PERIOD 06 ACCOUNTS FROM: 290001029 TO: 290001160 PAGE 47 WGL101R
 G/L ACCOUNT BATCH/DESC/REF CASH RECEIPTS TRANSFER IN TRANSFER OUT DISBURSEMENTS BALANCE
 06-08(05-31)10819 1,328,529.60- 580,854.07
 5188 S/B BK 54

06-09(05-12)10821 23,932.30- 556,921.77
 B 5053 PART BK 77

----- PERIOD 6 END 2,707,221.24 0.00 2,151,300.00- 0.00 556,921.77

 290001054 54 FIRST AMERICAN

-----			BEGIN BALANCE:	1,000.28
05-02(05-02)10485	0.01			1,000.29
BK 54 MAY INT				
05-05 05001	11,573.57			12,573.86
B 05001 C 054				
05-06 05004	101,495.51			114,069.37
B 05004 C 054				
05-10 05012	31,284.22			145,353.59
B 05012 C 054				
05-11 05029	250,186.41			395,540.00
B 05029 C 054				
05-11(05-11)10490			1,340,500.00-	944,960.00-
FROM 54 TO CL				
MIDWEEK TRANS				
05-16 05042	644,236.29			300,723.71-
B 05042 C 054				
05-17 05054	466,960.25			166,236.54
B 05054 C 054				
05-18(05-18)10529			1,441,600.00-	1,275,363.46-
FROM 54 TO CL				
05-18(05-18)10565		1,441,600.00		166,236.54
FROM 54 TO CL				
05-20 05071	565,575.79			731,812.33
B 05071 C 054				
05-23(05-23)10567			1,300,000.00-	568,187.67-
FROM 54 TO CL				
05-24 05085	572,086.61			3,898.94
B 05085 C 054				
05-25 05101	568,438.66			572,337.60
B 05101 C 054				

05-26(05-26)10608 2,370,000.00- 1,424,105.14-
 FROM 54 TO CL

05-31 05133 1,530,149.73 106,044.59
 B 05133 C 054

05-31 05152 1,603,703.10 1,709,747.69
 B 05152 C 054

05-31 05172 344,525.92 2,054,273.61
 B 05172 C 054

05-31 05189 1,005,697.88 3,059,971.49
 B 05189 C 054

05-31 05225 22,623.76 3,082,595.25
 B 05225 C 054

05-31 05230 1,019,571.63 4,102,166.88
 B 05230 C 054

06-01(05-31)10686 2,110,000.00- 1,992,166.88
 FROM 54 TO CL

06-08(05-18)10784 1,441,600.00- 550,566.88
 FROM 54 TO CL CORR POST

06-08(05-31)10808 7.35 550,574.23
 BK 54 MAY INT

06-08(05-31)10820 1,328,529.60 1,879,103.83
 5188 S/B BK 54

----- PERIOD 6 END 10,440,203.55 0.00 8,562,100.00- 0.00 1,879,103.83

 290001058 58 NUMARK CRED UNION

----- BEGIN BALANCE: 1,000.45
 05-05 05000 20,547.72 21,548.17
 B 05000 C 058

05-10 05013 122,078.16 143,626.33
 B 05013 C 058

05-11 05030 31,072.92 174,699.25
 B 05030 C 058

05-11(05-11)10502 256,700.00- 82,000.75-
 FROM 58 TO CL
 MIDWEEK TRANS

G/L ACCOUNT	BATCH/DESC/REF	CASH RECEIPTS	TRANSFER IN	TRANSFER OUT	DISBURSEMENTS	BALANCE
05-16	05043	66,897.77				15,102.98-
B 05043 C 058						
05-17	05055	100,934.19				85,831.21
B 05055 C 058						
05-18(05-18)10541				243,100.00-		157,268.79-
FROM 58 TO CL						
05-18(05-18)10553			243,100.00			85,831.21
FROM 58 TO CL						
05-20	05072	98,067.04				183,898.25
B 05072 C 058						
05-23(05-23)10579				220,000.00-		36,101.75-
FROM 58 TO CL						
05-24	05086	32,885.98				3,215.77-
B 05086 C 058						
05-25	05102	186,236.04				183,020.27
B 05102 C 058						
05-26	05121	10,773.18				193,793.45
B 05121 C 058						
05-26(05-26)10619				270,000.00-		76,206.55-
FROM 58 TO CL						
05-31	05134	265,575.90				189,369.35
B 05134 C 058						
05-31	05153	193,844.90				383,214.25
B 05153 C 058						
05-31	05173	167,801.57				551,015.82
B 05173 C 058						
05-31	05190	268,580.25				819,596.07
B 05190 C 058						
06-01(05-31)10674				330,000.00-		489,596.07
FROM 58 TO CL						
06-08(05-18)10796			243,100.00-			246,496.07
FROM 58 TO CL CORR POST						
06-09(05-31)10823		19.08				246,515.15
BK 58 MAY INT						
----- PERIOD 6 END		1,565,314.70	0.00	1,319,800.00-	0.00	246,515.15

290001061 61 1ST BANK MANHATTAN

-----			BEGIN BALANCE:	1,500.93
05-10	05014	103,410.09		104,911.02
	B 05014 C 061			
05-11	05031	62,441.89		167,352.91
	B 05031 C 061			
05-11(05-11)10491			525,300.00-	357,947.09-
	FROM 61 TO CL			
	MIDWEEK TRANS			
05-16	05047	363,014.54		5,067.45
	B 05047 C 061			
05-17	05056	36,258.14		41,325.59
	B 05056 C 061			
05-18(05-18)10530			396,200.00-	354,874.41-
	FROM 61 TO CL			
05-18(05-18)10564		396,200.00		41,325.59
	FROM 61 TO CL			
05-20	05073	105,800.69		147,126.28
	B 05073 C 061			
05-23(05-23)10568			335,000.00-	187,873.72-
	FROM 61 TO CL			
05-25	05103	354,521.99		166,648.27
	B 05103 C 061			
05-26(05-26)10609			500,000.00-	333,351.73-
	FROM 61 TO CL			
05-31	05135	143,291.22		190,060.51-
	B 05135 C 061			
05-31	05154	446,481.32		256,420.81
	B 05154 C 061			
05-31	05174	196,236.87		452,657.68
	B 05174 C 061			
05-31	05191	229,335.53		681,993.21
	B 05191 C 061			
05-31	05231	634,108.26		1,316,101.47
	B 05231 C 061			

G/L ACCOUNT	BATCH/DESC/REF	CASH RECEIPTS	TRANSFER IN	TRANSFER OUT	DISBURSEMENTS	BALANCE
05-31	05235	346,287.62				1,662,389.09
B 05235 C 061						
06-01(05-31)10685				620,000.00-		1,042,389.09
FROM 61 TO CL						
06-08(05-18)10785			396,200.00-			646,189.09
FROM 61 TO CL CORR POST						
06-08(05-31)10809		3.23				646,192.32
BK 61 MAY INT						
----- PERIOD 6 END		3,021,191.39	0.00	2,376,500.00-	0.00	646,192.32

 290001066 66 MIDLAND STATE BANK

						BEGIN BALANCE:	1,001.19
05-10	05015	17,417.52				18,418.71	
B 05015 C 066							
05-11(05-11)10501				109,100.00-		90,681.29-	
FROM 66 TO CL							
MIDWEEK TRANS							
05-17	05057	128,302.90				37,621.61	
B 05057 C 066							
05-18(05-18)10540				87,500.00-		49,878.39-	
FROM 66 TO CL							
05-18(05-18)10554			87,500.00			37,621.61	
FROM 66 TO CL							
05-20	05074	9,935.89				47,557.50	
B 05074 C 066							
05-23(05-23)10578				78,000.00-		30,442.50-	
FROM 66 TO CL							
05-24	05087	24,244.10				6,198.40-	
B 05087 C 066							
05-25	05104	55,376.49				49,178.09	
B 05104 C 066							
05-26	05122	7,088.20				56,266.29	
B 05122 C 066							
05-26(05-26)10618				100,000.00-		43,733.71-	
FROM 66 TO CL							
05-31	05136	104,537.46				60,803.75	
B 05136 C 066							

05-31	05155	50,189.45				110,993.20
B 05155 C 066						
05-31	05175	216,413.78				327,406.98
B 05175 C 066						
05-31	05192	11,064.91				338,471.89
B 05192 C 066						
06-01(05-31)10675				90,000.00-		248,471.89
FROM 66 TO CL						
06-08(05-18)10795			87,500.00-			160,971.89
FROM 6 TO CL CORR POST						
----- PERIOD 6 END		624,570.70	0.00	464,600.00-	0.00	160,971.89

 290001068 68 BUSEY BANK

						BEGIN BALANCE:	1,000.46
							6,472.89
05-06	05002	5,472.43					
B 05002 C 068							
05-10	05016	150,545.30				157,018.19	
B 05016 C 068							
05-11	05032	174,026.09				331,044.28	
B 05032 C 068							
05-11(05-11)10495				652,400.00-		321,355.72-	
FROM 68 TO CL							
MIDWEEK TRANS							
05-16	05044	202,050.21				119,305.51-	
B 05044 C 068							
05-17	05058	357,832.66				238,527.15	
B 05058 C 068							
05-18(05-18)10534				517,000.00-		278,472.85-	
FROM 68 TO CL							
05-18(05-18)10560			517,000.00			238,527.15	
FROM 68 TO CL							
05-20	05075	167,607.81				406,134.96	
B 05075 C 068							
05-23(05-23)10572				490,000.00-		83,865.04-	
FROM 68 TO CL							
05-24	05088	107,873.67				24,008.63	
B 05088 C 068							

G/L ACCOUNT	BATCH/DESC/REF	CASH RECEIPTS	TRANSFER IN	TRANSFER OUT	DISBURSEMENTS	BALANCE
05-25	05105	413,555.27				437,563.90
B 05105 C 068						
05-26	05123	72,500.18				510,064.08
B 05123 C 068						
05-26(05-26)10612				930,000.00-		419,935.92-
FROM 68 TO CL						
05-31	05137	500,997.33				81,061.41
B 05137 C 068						
05-31	05156	1,012,878.84				1,093,940.25
B 05156 C 068						
05-31	05176	84,104.31				1,178,044.56
B 05176 C 068						
05-31	05193	622,979.20				1,801,023.76
B 05193 C 068						
05-31	05233	8,064.06				1,809,087.82
B 05233 C 068						
06-01(05-31)10681				620,000.00-		1,189,087.82
FROM 68 TO CL						
06-08(05-18)10789			517,000.00-			672,087.82
FROM 68 TO CL CORR POST						
06-08(05-31)10810		12.73				672,100.55
BK 68 MAY INT						
----- PERIOD 6 END		3,880,500.09	0.00	3,209,400.00-	0.00	672,100.55

 290001069 69 1ST COMMUNITY BK & TR

						BEGIN BALANCE:	2,000.73
05-06	05005	69,239.57				71,240.30	
B 05005 C 069							
05-10	05017	45,049.46				116,289.76	
B 05017 C 069							
05-11	05033	44,149.88				160,439.64	
B 05033 C 069							
05-11(05-11)10492				396,300.00-		235,860.36-	
FROM 69 TO CL							
MIDWEEK TRANS							
05-16	05045	94,993.74				140,866.62-	
B 05045 C 069							

05-18(05-18)10531 269,700.00- 254,991.75-
 FROM 69 TO CL

05-18(05-18)10563 269,700.00 14,708.25
 FROM 69 TO CL

05-20 05076 142,486.71 157,194.96
 B 05076 C 069

05-23(05-23)10569 146,000.00- 11,194.96
 FROM 69 TO CL

05-24 05089 117,603.60 128,798.56
 B 05089 C 069

05-25 05106 54,280.78 183,079.34
 B 05106 C 069

05-26 05124 105,527.76 288,607.10
 B 05124 C 069

05-26(05-26)10610 480,000.00- 191,392.90-
 FROM 69 TO CL

05-31 05138 294,548.60 103,155.70
 B 05138 C 069

05-31 05157 180,171.02 283,326.72
 B 05157 C 069

05-31 05177 185,165.14 468,491.86
 B 05177 C 069

05-31 05194 333,418.16 801,910.02
 B 05194 C 069

06-01(05-31)10684 430,000.00- 371,910.02
 FROM 69 TO CL

06-08(05-18)10786 269,700.00- 102,210.02
 FROM 69 TO CL CORR POST

06-08(05-31)10811 6.12 102,216.14
 BK 69 MAY INT

----- PERIOD 6 END 1,822,215.41 0.00 1,722,000.00- 0.00 102,216.14

 290001071 71 PROVIDENCE BK

G/L ACCOUNT	BATCH/DESC/REF	CASH RECEIPTS	TRANSFER IN	TRANSFER OUT	DISBURSEMENTS	BEGIN BALANCE:	BALANCE
05-10	05018	37,905.80					39,406.45
B 05018	C 071						
05-11	05034	24,665.48					64,071.93
B 05034	C 071						
05-11(05-11)	10505			106,500.00-			42,428.07-
FROM 71	TO CL						
	MIDWEEK TRANS						
05-17	05059	59,961.88					17,533.81
B 05059	C 071						
05-18(05-18)	10544			86,700.00-			69,166.19-
FROM 71	TO CL						
05-20	05077	17,424.42					51,741.77-
B 05077	C 071						
05-23(05-23)	10582			83,000.00-			134,741.77-
FROM 71	TO CL						
05-24	05090	47,804.96					86,936.81-
B 05090	C 071						
05-25	05113	74,278.62					12,658.19-
B 05113	C 071						
05-26(05-26)	10622			20,000.00-			32,658.19-
FROM 71	TO CL						
05-31	05139	10,435.70					22,222.49-
B 05139	C 071						
05-31	05158	55,056.73					32,834.24
B 05158	C 071						
05-31	05178	32,405.60					65,239.84
B 05178	C 071						
05-31	05195	50,720.42					115,960.26
B 05195	C 071						
06-01(05-31)	10671			55,000.00-			60,960.26
FROM 71	TO CL						
06-08(05-31)	10812	2.62					60,962.88
BK 71	MAY INT						
-----	PERIOD 6 END	410,662.23	0.00	351,200.00-	0.00		60,962.88

2022-07-14 GENERAL LEDGER DETAIL REPORT FOR 2022, SELECTED PERIOD 06		ACCOUNTS FROM: 290001029	TO: 290001160	PAGE 56	WGL101R
G/L ACCOUNT	BATCH/DESC/REF	CASH RECEIPTS	TRANSFER IN	TRANSFER OUT	DISBURSEMENTS
					BEGIN BALANCE:
05-06	05006	88,985.72			1,000.94
B 05006 C 073					89,986.66
05-10	05019	134,646.24			224,632.90
B 05019 C 073					
05-11(05-11)10499				289,000.00-	64,367.10-
FROM 73 TO CL					
MIDWEEK TRANS					
05-17	05060	102,295.95			37,928.85
B 05060 C 073					
05-18(05-18)10538				260,500.00-	222,571.15-
FROM 73 TO CL					
05-18(05-18)10556			260,500.00		37,928.85
FROM 73 TO CL					
05-20	05078	80,247.42			118,176.27
B 05078 C 073					
05-23(05-23)10576				183,000.00-	64,823.73-
FROM 73 TO CL					
05-24	05091	147,343.67			82,519.94
B 05091 C 073					
05-25	05114	131,394.07			213,914.01
B 05114 C 073					
05-26(05-26)10616				250,000.00-	36,085.99-
FROM 73 TO CL					
05-31	05140	97,555.63			61,469.64
B 05140 C 073					
05-31	05159	150,732.02			212,201.66
B 05159 C 073					
05-31	05179	191,153.91			403,355.57
B 05179 C 073					
05-31	05196	185,619.21			588,974.78
B 05196 C 073					
06-01(05-31)10677				130,000.00-	458,974.78
FROM 73 TO CL					
06-08(05-18)10793			260,500.00-		198,474.78
FROM 73 TO CL CORR POST					

 290001076 76 HEARTLAND BANK

			BEGIN BALANCE:	1,000.52
05-03	04502	10,296.02		11,296.54
B 04502	C 076			
05-04	04500	1,735.36		13,031.90
B 04500	C 076			
05-04	04503	79,327.78		92,359.68
B 04503	C 076			
05-05	04504	17,546.08		109,905.76
B 04504	C 076			
05-05	04505	8,842.63		118,748.39
B 04505	C 076			
05-05	04506	104,777.45		223,525.84
B 04506	C 076			
05-06	04507	26,592.60		250,118.44
B 04507	C 076			
05-06	04508	4,215.72		254,334.16
B 04508	C 076			
05-06	04509	74,689.18		329,023.34
B 04509	C 076			
05-06	04510	82,254.12		411,277.46
B 04510	C 076			
05-06	04511	9,503.87		420,781.33
B 04511	C 076			
05-06	04512	12,174.01		432,955.34
B 04512	C 076			
05-10	04513	28,899.87		461,855.21
B 04513	C 076			
05-10	04514	85,704.86		547,560.07
B 04514	C 076			
05-10	05022	44,378.77		591,938.84
B 05022	C 076			
05-11	04515	11,691.94		603,630.78
B 04515	C 076			

2022-07-14 GENERAL LEDGER DETAIL REPORT FOR 2022, SELECTED PERIOD 06 ACCOUNTS FROM: 290001029 TO: 290001160				PAGE	58 WGL101R	
G/L ACCOUNT	BATCH/DESC/REF	CASH RECEIPTS	TRANSFER IN	TRANSFER OUT	DISBURSEMENTS	BALANCE
05-11	04517	41,487.87				645,118.65
B 04517 C 076						
05-11	05035	11,368.87				656,487.52
B 05035 C 076						
05-11	(05-11)10498			679,000.00-		22,512.48-
FROM 76 TO CL						
MIDWEEK TRANS						
05-12	04518	28,897.53				6,385.05
B 04518 C 076						
05-12	04519	20,849.14				27,234.19
B 04519 C 076						
05-12	04520	9,464.72				36,698.91
B 04520 C 076						
05-16	04521	19,755.70				56,454.61
B 04521 C 076						
05-16	04522	2,952.33				59,406.94
B 04522 C 076						
05-16	04523	50,911.05				110,317.99
B 04523 C 076						
05-16	04524	11,863.87				122,181.86
B 04524 C 076						
05-16	04525	1,895.31				124,077.17
B 04525 C 076						
05-16	04526	70,087.38				194,164.55
B 04526 C 076						
05-17	04527	16,542.89				210,707.44
B 04527 C 076						
05-17	04528	94,848.16				305,555.60
B 04528 C 076						
05-17	04529	24,499.03				330,054.63
B 04529 C 076						
05-17	05061	81,693.62				411,748.25
B 05061 C 076						
05-18	04530	6,726.26				418,474.51
B 04530 C 076						
05-18	04531	9,062.23				427,536.74
B 04531 C 076						

2022-07-14 GENERAL LEDGER DETAIL REPORT FOR 2022, SELECTED PERIOD 06				ACCOUNTS FROM: 290001029	TO: 290001160	PAGE 59	WGL101R
G/L ACCOUNT	BATCH/DESC/REF	CASH RECEIPTS	TRANSFER IN	TRANSFER OUT	DISBURSEMENTS	BALANCE	
05-18	04532	73,511.35				501,048.09	
B 04532 C 076							
05-18(05-18)10537				517,000.00-		15,951.91-	
FROM 76 TO CL							
05-18(05-18)10557			517,000.00			501,048.09	
FROM 76 TO CL							
05-19	04533	5,395.77				506,443.86	
B 04533 C 076							
05-19	04534	5,460.83				511,904.69	
B 04534 C 076							
05-19	04535	43,054.82				554,959.51	
B 04535 C 076							
05-20	04536	26,838.47				581,797.98	
B 04536 C 076							
05-20	04537	69,820.36				651,618.34	
B 04537 C 076							
05-20	04538	17,045.33				668,663.67	
B 04538 C 076							
05-20	04539	7,959.41				676,623.08	
B 04539 C 076							
05-20	04540	150,859.24				827,482.32	
B 04540 C 076							
05-20	05079	33,497.93				860,980.25	
B 05079 C 076							
05-23(05-23)10575				394,000.00-		466,980.25	
FROM 76 TO CL							
05-24	04542	27,140.69				494,120.94	
B 04542 C 076							
05-24	04543	78,399.72				572,520.66	
B 04543 C 076							
05-24	04544	695,573.84				1,268,094.50	
B 04544 C 076							
05-24	05092	12,463.15				1,280,557.65	
B 05092 C 076							
05-25	04545	288,186.10				1,568,743.75	
B 04545 C 076							

2022-07-14 GENERAL LEDGER DETAIL REPORT FOR 2022, SELECTED PERIOD 06 ACCOUNTS FROM: 290001029 TO: 290001160				PAGE	60 WGL101R
G/L ACCOUNT	BATCH/DESC/REF	CASH RECEIPTS	TRANSFER IN	TRANSFER OUT	DISBURSEMENTS
05-25	04546	52,798.58			
B 04546	C 076				1,621,542.33
05-25	04547	102,198.08			
B 04547	C 076				1,723,740.41
05-25	04548	16,006.74			
B 04548	C 076				1,739,747.15
05-25	05107	22,676.74			
B 05107	C 076				1,762,423.89
05-26	04549	17,248.48			
B 04549	C 076				1,779,672.37
05-26	04551	20,421.18			
B 04551	C 076				1,800,093.55
05-26	04552	232,403.86			
B 04552	C 076				2,032,497.41
05-26	05125	15,399.36			
B 05125	C 076				2,047,896.77
05-26(05-26)	10615			1,600,000.00-	
FROM 76	TO CL				447,896.77
05-27	04553	60,126.87			
B 04553	C 076				508,023.64
05-27	04554	40,626.69			
B 04554	C 076				548,650.33
05-27	04555	158,477.95			
B 04555	C 076				707,128.28
05-31	04556	78,002.55			
B 04556	C 076				785,130.83
05-31	04558	224,244.91			
B 04558	C 076				1,009,375.74
05-31	04560	48,743.37			
B 04560	C 076				1,058,119.11
05-31	04561	155,118.74			
B 04561	C 076				1,213,237.85
05-31	04562	113,362.04			
B 04562	C 076				1,326,599.89
05-31	04563	84,310.73			
B 04563	C 076				1,410,910.62

G/L ACCOUNT	BATCH/DESC/REF	CASH RECEIPTS	TRANSFER IN	TRANSFER OUT	DISBURSEMENTS	BALANCE
05-31	04564	55,090.10				1,466,000.72
	B 04564 C 076					
05-31	04565	192,488.90				1,658,489.62
	B 04565 C 076					
05-31	05141	31,740.32				1,690,229.94
	B 05141 C 076					
05-31	05160	68,227.76				1,758,457.70
	B 05160 C 076					
05-31	05180	6,083.38				1,764,541.08
	B 05180 C 076					
05-31	05197	79,592.93				1,844,134.01
	B 05197 C 076					
06-01(05-31)10678				660,000.00-		1,184,134.01
	FROM 76 TO CL					
06-08(05-18)10792			517,000.00-			667,134.01
	FROM 76 TO CL CORR POST					
----- PERIOD 6 END		4,516,133.49	0.00	3,850,000.00-	0.00	667,134.01

 290001077 77 FIRST SECURE COMMTY

						BEGIN BALANCE:	1,000.79
05-10	05020	12,948.63				13,949.42	
	B 05020 C 077						
05-11	05036	25,361.71				39,311.13	
	B 05036 C 077						
05-11(05-11)10494				56,200.00-		16,888.87-	
	FROM 77 TO CL						
	MIDWEEK TRANS						
05-17	05062	87,824.41				70,935.54	
	B 05062 C 077						
05-18(05-18)10533				144,600.00-		73,664.46-	
	FROM 77 TO CL						
05-18(05-18)10561			144,600.00			70,935.54	
	FROM 77 TO CL						
05-23(05-23)10571				54,000.00-		16,935.54	
	FROM 77 TO CL						
05-24	05093	54,792.87				71,728.41	
	B 05093 C 077						

05-25	05115	30,349.76				113,452.50
B 05115 C 077						
05-26(05-26)	10611			120,000.00-		6,547.50-
FROM 77 TO CL						
05-31	05142	136,913.62				130,366.12
B 05142 C 077						
05-31	05161	84,941.70				215,307.82
B 05161 C 077						
05-31	05198	93,410.91				308,718.73
B 05198 C 077						
06-01(05-31)	10682			50,000.00-		258,718.73
FROM 77 TO CL						
06-08(05-18)	10788		144,600.00-			114,118.73
FROM 77 TO CL CORR POST						
06-09(05-12)	10822	23,932.30				138,051.03
B 5053 PARK BK 77 NOT 53						
06-09(05-21)	10824	30,349.76-				107,701.27
B 5115 FROM 77 TO 89						
----- PERIOD 6 END		531,500.48	0.00	424,800.00-	0.00	107,701.27

 290001078 78 GRUNDY COUNTY NATL. BANK

						BEGIN BALANCE:	1,000.95
05-11	05037	36,432.11				37,433.06	
B 05037 C 078							
05-11(05-11)	10497			290,800.00-		253,366.94-	
FROM 78 TO CL							
MIDWEEK TRANS							
05-12	05021	123,993.74				129,373.20-	
B 05021 C 078							
05-16	05049	200,779.41				71,406.21	
B 05049 C 078							
05-17	05063	120,922.70				192,328.91	
B 05063 C 078							
05-18(05-18)	10536			283,200.00-		90,871.09-	
FROM 78 TO CL							

05-20 05080 130,464.00 322,792.91
 B 05080 C 078

05-23(05-23)10574 180,000.00- 142,792.91
 FROM 78 TO CL

05-24 05094 31,835.58 174,628.49
 B 05094 C 078

05-25 05109 70,097.59 244,726.08
 B 05109 C 078

05-26 05126 38,724.93 283,451.01
 B 05126 C 078

05-26(05-26)10614 290,000.00- 6,548.99-
 FROM 78 TO CL

05-31 05143 181,921.32 175,372.33
 B 05143 C 078

05-31 05162 216,951.12 392,323.45
 B 05162 C 078

05-31 05211 96,492.85 488,816.30
 B 05211 C 078

06-01(05-31)10679 195,000.00- 293,816.30
 FROM 78 TO CL

06-08(05-18)10791 283,200.00- 10,616.30
 FROM 78 TO CL CORR POST

06-08(05-31)10813 50.33 10,666.63
 BK 78 MAY INT

06-09(05-31)10826 0.09 10,666.72
 5162 BANK CORRECTED DEPOSIT

----- PERIOD 6 END 1,248,665.77 0.00 1,239,000.00- 0.00 10,666.72

 290001080 80 OLD SECOND BK

 05-03 07000 6,353.72
 B 07000 C 080

05-05 07001 42,528.41 49,882.16
 B 07001 C 080

BEGIN BALANCE: 1,000.03
 7,353.75

2022-07-14 GENERAL LEDGER DETAIL REPORT FOR 2022, SELECTED PERIOD 06 ACCOUNTS FROM: 290001029 TO: 290001160				PAGE	64 WGL101R
G/L ACCOUNT	BATCH/DESC/REF	CASH RECEIPTS	TRANSFER IN	TRANSFER OUT	DISBURSEMENTS
05-06	07002	90,881.64			140,763.80
B 07002 C 080					
05-09	07003	48,127.53			188,891.33
B 07003 C 080					
05-10	07004	57,503.99			246,395.32
B 07004 C 080					
05-11	07005	117,285.79			363,681.11
B 07005 C 080					
05-11(05-11)10504				358,600.00-	5,081.11
FROM 80 TO CL					
MIDWEEK TRANS					
05-12	07006	23,567.86			28,648.97
B 07006 C 080					
05-16	07007	37,184.82			65,833.79
B 07007 C 080					
05-16	07008	76,248.23			142,082.02
B 07008 C 080					
05-17	07009	18,394.09			160,476.11
B 07009 C 080					
05-18	07010	91,680.08			252,156.19
B 07010 C 080					
05-18(05-18)10543				247,100.00-	5,056.19
FROM 80 TO CL					
05-19	07011	42,986.26			48,042.45
B 07011 C 080					
05-20	07012	51,655.85			99,698.30
B 07012 C 080					
05-20	07013	24,603.91			124,302.21
B 07013 C 080					
05-23	07014	3,889.60			128,191.81
B 07014 C 080					
05-23(05-23)10581				124,000.00-	4,191.81
FROM 80 TO CL					
05-25	07015	172,582.07			176,773.88
B 07015 C 080					
05-26	07016	34,105.22			210,879.10
B 07016 C 080					

G/L ACCOUNT	BATCH/DESC/REF	CASH RECEIPTS	TRANSFER IN	TRANSFER OUT	DISBURSEMENTS	BALANCE
05-26(05-26)10621				200,000.00-		10,879.10
FROM 80 TO CL						
05-27	07017	166,613.85				177,492.95
B 07017 C 080						
05-31	07018	127,568.42				305,061.37
B 07018 C 080						
05-31	07019	219,314.26				524,375.63
B 07019 C 080						
06-01(05-31)10672				295,000.00-		229,375.63
FROM 80 TO CL						
----- PERIOD 6 END		1,453,075.60	0.00	1,224,700.00-	0.00	229,375.63

 290001081 81 OLD PLANK TRAIL BK

G/L ACCOUNT	BATCH/DESC/REF	CASH RECEIPTS	TRANSFER IN	TRANSFER OUT	DISBURSEMENTS	BALANCE
						BEGIN BALANCE: 1,000.00
05-06	05007	253,280.92				254,280.92
B 05007 C 081						
05-10	05023	541,282.93				795,563.85
B 05023 C 081						
05-11	05038	452,030.60				1,247,594.45
B 05038 C 081						
05-11	05050	259,972.96				1,507,567.41
B 05050 C 081						
05-11(05-11)10503				2,660,300.00-		1,152,732.59-
FROM 81 TO CL						
MIDWEEK TRANS						
05-16	05046	449,805.87				702,926.72-
B 05046 C 081						
05-17	05064	995,474.39				292,547.67
B 05064 C 081						
05-18(05-18)10542				2,648,000.00-		2,355,452.33-
FROM 81 TO CL						
05-20	05081	1,098,610.16				1,256,842.17-
B 05081 C 081						
05-23(05-23)10580				1,790,000.00-		3,046,842.17-
FROM 81 TO CL						
05-24	05095	395,105.93				2,651,736.24-
B 05095 C 081						

2022-07-14 GENERAL LEDGER DETAIL REPORT FOR 2022, SELECTED PERIOD 06			ACCOUNTS FROM: 290001029	TO: 290001160	PAGE 66	WGL101R
G/L ACCOUNT	BATCH/DESC/REF	CASH RECEIPTS	TRANSFER IN	TRANSFER OUT	DISBURSEMENTS	BALANCE
05-25	05110	1,069,687.94				1,582,048.30-
B 05110	C 081					
05-25	05111	598,114.60				983,933.70-
B 05111	C 081					
05-26	05127	709,381.18				274,552.52-
B 05127	C 081					
05-26(05-26)	10620			3,030,000.00-		3,304,552.52-
FROM 81	TO CL					
05-31	00014	3,128.36-				3,307,680.88-
B 00014	C 004					
05-31	00015	3,128.36-				3,310,809.24-
B 00015	C 005					
05-31	05144	756,341.07				2,554,468.17-
B 05144	C 081					
05-31	05145	1,455,731.42				1,098,736.75-
B 05145	C 081					
05-31	05163	1,020,911.92				77,824.83-
B 05163	C 081					
05-31	05164	1,002,202.46				924,377.63
B 05164	C 081					
05-31	05168	156,960.01				1,081,337.64
B 05168	C 081					
05-31	05181	1,013,283.60				2,094,621.24
B 05181	C 081					
05-31	05182	720,898.09				2,815,519.33
B 05182	C 081					
05-31	05199	1,383,953.26				4,199,472.59
B 05199	C 081					
05-31	05213	542,671.49				4,742,144.08
B 05213	C 081					
06-01(05-31)	10673			2,500,000.00-		2,242,144.08
FROM 81	TO CL					
06-13(05-31)	10830	2.00-				2,242,142.08
B 5095	BK ADJ					
06-13(05-31)	10831	0.01				2,242,142.09
B 5010	BK ADJ					

 290001084 84 CIBC

-----			BEGIN BALANCE:	2,500.61
05-10	05024	100,565.47		103,066.08
	B 05024 C 084			
05-11	(05-11)10496		504,100.00-	401,033.92-
	FROM 84 TO CL			
	MIDWEEK TRANS			
05-17	05065	304,625.66		96,408.26-
	B 05065 C 084			
05-18	(05-18)10535		667,400.00-	763,808.26-
	FROM 84 TO CL			
05-18	(05-18)10559		667,400.00	96,408.26-
	FROM 84 TO CL			
05-20	05082	289,922.33		193,514.07
	B 05082 C 084			
05-23	(05-23)10573		360,000.00-	166,485.93-
	FROM 84 TO CL			
05-24	05096	34,102.90		132,383.03-
	B 05096 C 084			
05-25	05112	430,086.68		297,703.65
	B 05112 C 084			
05-26	05128	44,411.66		342,115.31
	B 05128 C 084			
05-26	(05-26)10613		440,000.00-	97,884.69-
	FROM 84 TO CL			
05-31	05146	162,079.02		64,194.33
	B 05146 C 084			
05-31	05165	260,616.95		324,811.28
	B 05165 C 084			
05-31	05183	264,772.42		589,583.70
	B 05183 C 084			
05-31	05200	885,538.40		1,475,122.10
	B 05200 C 084			
05-31	05237	119,885.04		1,595,007.14
	B 05237 C 084			

G/L ACCOUNT	BATCH/DESC/REF	CASH RECEIPTS	TRANSFER IN	TRANSFER OUT	DISBURSEMENTS	BALANCE
05-31	05245	20,272.67				1,615,279.81
	B 05245 C 084					
06-01(05-31)10680				500,000.00-		1,115,279.81
	FROM 84 TO CL					
06-08(05-18)10790			667,400.00-			447,879.81
	FROM 84 TO CL CORR POST					
06-08(05-31)10814		12.14				447,891.95
	BK 84 MAY INT					
----- PERIOD 6 END		2,916,891.34	0.00	2,471,500.00-	0.00	447,891.95

 290001088 88 TOWN CENTER BK

						BEGIN BALANCE:	1,006.79
05-06	05008	60,000.08					61,006.87
	B 05008 C 088						
05-10	05025	39,573.73					100,580.60
	B 05025 C 088						
05-11	05039	37,409.42					137,990.02
	B 05039 C 088						
05-11(05-11)10507				223,500.00-			85,509.98-
	FROM 88 TO CL						
	MIDWEEK TRANS						
05-17	05066	159,624.23					74,114.25
	B 05066 C 088						
05-18(05-18)10546				175,400.00-			101,285.75-
	FROM 88 TO CL						
05-20	05083	40,720.03					60,565.72-
	B 05083 C 088						
05-23(05-23)10584				190,000.00-			250,565.72-
	FROM 88 TO CL						
05-24	05097	24,264.78					226,300.94-
	B 05097 C 088						
05-25	05116	121,329.07					104,971.87-
	B 05116 C 088						
05-26	05129	103,487.54					1,484.33-
	B 05129 C 088						
05-26(05-26)10624				190,000.00-			191,484.33-
	FROM 88 TO CL						

G/L ACCOUNT	BATCH/DESC/REF	CASH RECEIPTS	TRANSFER IN	TRANSFER OUT	DISBURSEMENTS	BALANCE
05-31	05147	51,222.68				140,261.65-
B 05147 C 088						
05-31	05166	227,645.64				87,383.99
B 05166 C 088						
05-31	05184	172,927.40				260,311.39
B 05184 C 088						
05-31	05201	229,088.16				489,399.55
B 05201 C 088						
06-08(05-31)10815		14.13				489,413.68
BK 88 MAY INT						
06-15(05-31)10857				220,000.00-		269,413.68
FROM 88 TO CL						
----- PERIOD 6 END		1,267,306.89	0.00	998,900.00-	0.00	269,413.68

 290001089 89 FIRST SECURE BANK & TRUST CO

-----						BEGIN BALANCE:	1,000.81
05-11	05040	8,988.72				9,989.53	
B 05040 C 089							
05-11(05-11)10493				8,100.00-		1,889.53	
FROM 89 TO CL							
MIDWEEK TRANS							
05-17	05067	7,660.66				9,550.19	
B 05067 C 089							
05-18(05-18)10532				4,500.00-		5,050.19	
FROM 89 TO CL							
05-18(05-18)10562			4,500.00			9,550.19	
FROM 89 TO CL							
05-23(05-23)10570				30,000.00-		20,449.81-	
FROM 89 TO CL							
05-31	05148	5,315.56				15,134.25-	
B 05148 C 089							
05-31	05167	27,547.35				12,413.10	
B 05167 C 089							
05-31	05202	9,686.97				22,100.07	
B 05202 C 089							
06-01(05-31)10683				14,000.00-		8,100.07	
FROM 89 TO CL							

2022-07-14 GENERAL LEDGER DETAIL REPORT FOR 2022, SELECTED PERIOD 06 ACCOUNTS FROM: 290001029 TO: 290001160 PAGE 70 WGL101R
 G/L ACCOUNT BATCH/DESC/REF CASH RECEIPTS TRANSFER IN TRANSFER OUT DISBURSEMENTS BALANCE
 06-08(05-18)10787 4,500.00- 3,600.07
 FROM 89 TO CL CORR POST

06-09(05-21)10825 30,349.76 33,949.83
 B 5115 FROM 77 TO 89
 ----- PERIOD 6 END 89,549.02 0.00 56,600.00- 0.00 33,949.83

 290001129 JPMORGAN CHASE

----- BEGIN BALANCE: 0.00

290001152 52 FIRST MIDWEST

----- BEGIN BALANCE: 40,004.83
 77,798.83
 05-04 04001 37,794.00
 B 04001 C 052
 05-04 04002 180,735.26 258,534.09
 B 04002 C 052
 05-09 04003 246,010.00 504,544.09
 B 04003 C 052
 05-09 04004 345,888.25 850,432.34
 B 04004 C 052
 05-09 04005 491,195.68 1,341,628.02
 B 04005 C 052
 05-12 04006 222,504.70 1,564,132.72
 B 04006 C 052
 05-12 04007 358,049.44 1,922,182.16
 B 04007 C 052
 05-12 04008 456,298.64 2,378,480.80
 B 04008 C 052
 05-12 04009 403,973.50 2,782,454.30
 B 04009 C 052
 05-12 04010 520,139.41 3,302,593.71
 B 04010 C 052
 05-16 04012 307,985.53 3,610,579.24
 B 04012 C 052
 05-16 04013 391,338.25 4,001,917.49
 B 04013 C 052

2022-07-14 GENERAL LEDGER DETAIL REPORT FOR 2022, SELECTED PERIOD 06 ACCOUNTS FROM: 290001029 TO: 290001160				PAGE	71 WGL101R	
G/L ACCOUNT	BATCH/DESC/REF	CASH RECEIPTS	TRANSFER IN	TRANSFER OUT	DISBURSEMENTS	BALANCE
05-16	04014	369,679.67				4,371,597.16
B 04014	C 052					
05-16	04016	541,920.42				4,913,517.58
B 04016	C 052					
05-17	04017	116,014.67				5,029,532.25
B 04017	C 052					
05-17	04018	150,901.55				5,180,433.80
B 04018	C 052					
05-18	04019	421,927.99				5,602,361.79
B 04019	C 052					
05-18	04020	392,164.48				5,994,526.27
B 04020	C 052					
05-19	04021	408,753.96				6,403,280.23
B 04021	C 052					
05-19	04022	244,584.73				6,647,864.96
B 04022	C 052					
05-19	04023	376,161.31				7,024,026.27
B 04023	C 052					
05-20	04024	210,368.53				7,234,394.80
B 04024	C 052					
05-20	04025	265,010.06				7,499,404.86
B 04025	C 052					
05-20	04026	602,155.04				8,101,559.90
B 04026	C 052					
05-20	04027	549,758.30				8,651,318.20
B 04027	C 052					
05-24	04028	104,281.54				8,755,599.74
B 04028	C 052					
05-24	04029	237,618.71				8,993,218.45
B 04029	C 052					
05-25	04030	47,422.90				9,040,641.35
B 04030	C 052					
05-25	04031	129,572.65				9,170,214.00
B 04031	C 052					
05-26	04032	547,412.71				9,717,626.71
B 04032	C 052					

2022-07-14 GENERAL LEDGER DETAIL REPORT FOR 2022, SELECTED PERIOD 06 ACCOUNTS FROM: 290001029 TO: 290001160				PAGE	72 WGL101R	
G/L ACCOUNT	BATCH/DESC/REF	CASH RECEIPTS	TRANSFER IN	TRANSFER OUT	DISBURSEMENTS	BALANCE
05-26	04033	326,899.88				10,044,526.59
B 04033	C 052					
05-26	04034	549,474.67				10,594,001.26
B 04034	C 052					
05-26	04035	587,603.18				11,181,604.44
B 04035	C 052					
05-26	04036	354,393.66				11,535,998.10
B 04036	C 052					
05-26	04037	347,498.26				11,883,496.36
B 04037	C 052					
05-27	04038	527,995.96				12,411,492.32
B 04038	C 052					
05-27	04039	302,918.04				12,714,410.36
B 04039	C 052					
05-31	00014	11,509.01-				12,702,901.35
B 00014	C 004					
05-31	00015	5,736.17-				12,697,165.18
B 00015	C 005					
05-31	04040	466,506.53				13,163,671.71
B 04040	C 052					
05-31	04041	435,231.49				13,598,903.20
B 04041	C 052					
05-31	04042	470,746.41				14,069,649.61
B 04042	C 052					
05-31	04043	310,461.89				14,380,111.50
B 04043	C 052					
05-31	04044	433,342.91				14,813,454.41
B 04044	C 052					
05-31	04045	639,418.92				15,452,873.33
B 04045	C 052					
05-31	04046	267,020.52				15,719,893.85
B 04046	C 052					
06-08 (05-22) 10798				8,600,000.00-		7,119,893.85
FROM 52 TO CL						
06-08 (05-22) 10799				3,220,000.00-		3,899,893.85
FROM 52 TO CL						

G/L ACCOUNT	BATCH/DESC/REF	CASH RECEIPTS	TRANSFER IN	TRANSFER OUT	DISBURSEMENTS	BALANCE
06-08(05-27)10801	FROM 52 TO CL			830,000.00-		3,069,893.85
06-08(05-31)10805	FROM 52 TO CL			2,100,000.00-		969,893.85
06-08(05-31)10806	BK 52 MAY INT	112.51				970,006.36
----- PERIOD 6 END		15,680,001.53	0.00	14,750,000.00-	0.00	970,006.36

 290001160 FIFTH THIRD LOCK BOX
 ----- BEGIN BALANCE: 0.00

2022-07-14 GENERAL LEDGER DETAIL REPORT FOR 2022, SELECTED PERIOD 06 ACCOUNTS FROM: 290001029 TO: 290001160					PAGE	74	WGL101R
G/L ACCOUNT	BATCH/DESC/REF	CASH RECEIPTS	TRANSFER IN	TRANSFER OUT	DISBURSEMENTS	BALANCE	
REPORT TOTAL		924,183,161.40	274,618,100.00	274,618,110.00-	128,104,956.78-		
REPORT TOTAL	BEG BALANCE	3,443,163.97		REPORT TOTAL	END BALANCE	799,521,358.59	