

FILED
2022 MAR 28 PM 12:33
WILL COUNTY CLERK
WILL COUNTY, ILLINOIS

TIM BROPHY
WILL COUNTY TREASURER
EX-OFFICIO COUNTY COLLECTOR
MONTHLY REPORT
February 28, 2022

Cash Fund Balances February 2022

Fund	MainAccount	Opening balance	Debit	Credit	Closing balance
1010	101002	-6,527,464.00	10,015,214.26	21,696,599.18	-18,208,848.92
1020	101002	1,974,003.57	277.58	855,119.09	1,119,162.06
1030	101002	4,654,548.91	619.80	1,912,572.65	2,742,596.06
1040	101002	-742,353.94	55.14	170,730.81	-913,029.61
1050	101002	-955,404.12	54,259.14	508,675.31	-1,409,820.29
2003	101002	8,869,575.55	3,107,689.72	1,008,835.75	10,968,429.52
2101	101002	1,450,700.49	545.81	52,334.25	1,398,912.05
2102	101002	2,321,122.35	987,622.38	2,749,693.57	559,051.16
2106	101002	4,007,009.67	828,944.65	699,682.41	4,136,271.91
2109	101002	1,408,670.90	22.81	2,927.03	1,405,766.68
2110	101002	175,155.44	2.38	0.00	175,157.82
2111	101002	656,611.09	689.00	489.44	656,810.65
2112	101002	54,253.91	0.00	70,189.86	-15,935.95
2202	101002	1,411,375.70	0.00	18,342.25	1,393,033.45
2203	101002	2,120,024.29	0.00	51,530.77	2,068,493.52
2204	101002	1,385,714.63	0.00	0.00	1,385,714.63
2205	101002	254,338.58	0.00	3,750.00	250,588.58
2405	101002	2,172.21	0.00	0.00	2,172.21
2501	101002	214,349.94	0.00	208,617.24	5,732.70
2502	101002	471,686.99	0.00	91,081.62	380,605.37
2504	101002	121,895.14	0.00	0.00	121,895.14
2505	101002	43,994.00	0.00	0.00	43,994.00
7360	101002	19,904.16	3,451,640.97	3,447,578.42	23,966.71
7401	101002	0.00	9,325,700.37	9,325,700.37	0.00
7410	101002	26,334.47	0.00	0.00	26,334.47
7411	101002	-113,784.17	44,603.59	87,766.85	-156,947.43
7412	101002	0.00	9,591.09	9,591.09	0.00
7450	101002	604,418.76	2,462,351.03	2,510,368.38	556,401.41
7451	101002	-85.92	170,027.81	170,027.81	-85.92
7504	101002	-37,132.04	0.00	34,935.99	-72,068.03
7505	101002	882,165.12	0.00	0.00	882,165.12
7506	101002	168,934.98	5,769.00	22,880.00	151,823.98
7507	101002	67,000.00	0.00	0.00	67,000.00
7508	101002	0.00	0.00	17,645.75	-17,645.75
7509	101002	180,994.21	0.00	0.00	180,994.21
7511	101002	417,377.21	0.00	0.00	417,377.21
7512	101002	4.36	0.00	0.00	4.36
7682	101002	4,965.39	350.00	965.00	4,350.39
7691	101002	164,952.91	0.00	0.00	164,952.91
9510	101002	1,780,279.95	31,609,696.87	33,381,829.22	8,147.60
1010	106001	15,739,947.09	0.00	0.00	15,739,947.09
1020	106001	3,400,000.00	0.00	0.00	3,400,000.00
1030	106001	1,900,000.00	0.00	0.00	1,900,000.00
2102	106001	1,000,000.00	0.00	0.00	1,000,000.00
7450	106001	2,000,000.00	0.00	0.00	2,000,000.00

Internal Investment Balances February 2022

Fund	MainAccount	Opening balance	Debit	Credit	Closing balance
1010	111001	1,333,751.81	0.00	0.00	1,333,751.81
1020	111001	1,000,000.00	0.00	0.00	1,000,000.00
1030	111001	2,613,635.60	0.00	0.00	2,613,635.60
1040	111001	1,137,114.03	0.00	0.00	1,137,114.03
1050	111001	7,413,930.01	0.00	0.00	7,413,930.01
2101	111001	45,000.00	0.00	0.00	45,000.00
2102	111001	3,030,000.00	0.00	0.00	3,030,000.00
2111	111001	500,000.00	0.00	0.00	500,000.00
2203	111001	150,000.00	0.00	0.00	150,000.00

External Investment Balances February 2022

Fund	MainAccount	Opening balance	Debit	Credit	Closing balance
1010	112001	49,105,278.55	0.00	0.00	49,105,278.55
1020	112001	397,600.95	0.00	0.00	397,600.95
1030	112001	283,896.78	0.00	0.00	283,896.78
1040	112001	881,187.02	0.00	0.00	881,187.02
1050	112001	1,354,314.18	0.00	0.00	1,354,314.18
2101	112001	206,882.22	0.00	0.00	206,882.22
2102	112001	6,000,000.00	0.00	0.00	6,000,000.00
2111	112001	344,321.17	0.00	0.00	344,321.17
2202	112001	299,612.12	0.00	0.00	299,612.12
2203	112001	2,973,778.38	0.00	0.00	2,973,778.38
2204	112001	287,878.94	0.00	0.00	287,878.94
2205	112001	52,321.75	0.00	0.00	52,321.75
2405	112001	416.60	0.00	0.00	416.60
2502	112001	217,451.63	0.00	0.00	217,451.63
2504	112001	7,411.89	0.00	0.00	7,411.89
7410	112001	8,545.14	0.00	0.00	8,545.14
7505	112001	255,017.26	0.00	0.00	255,017.26
7506	112001	2,718.32	0.00	0.00	2,718.32
7509	112001	52,236.50	0.00	0.00	52,236.50
7511	112001	85,568.79	0.00	0.00	85,568.79
7682	112001	562.61	0.00	0.00	562.61
7691	112001	32,247.09	0.00	0.00	32,247.09

G/L ACCOUNT	BATCH/DESC/REF	CASH RECEIPTS	TRANSFER IN	TRANSFER OUT	DISBURSEMENTS	BALANCE
					BEGIN BALANCE:	1,909,158.77
02-01	51381	91,355.47				2,000,514.24
	B51381 C091					
02-01	51381				33,614.63-	1,966,899.61
	0007094 WILL COUNTY TRUSTEE					
	TRUSTEE REDEMPTIONS JAN 2022					
02-04	51382	38,559.38-				1,928,340.23
	B51382 C092					
02-08	51383	3,991.47				1,932,331.70
	B51383 C091					
02-09	51380	26,045.65				1,958,377.35
	B51380 C090					
02-09	51384	7,066.94-				1,951,310.41
	B51384 C092					
02-23	70012				42,587.02	1,993,897.43
	0006968 SABRINA INVESTMENTS LLC					
	VOIDED CHECK - Batch # Updated from 51348 to 70012					
02-23	70012				42,587.02-	1,951,310.41
	0007099 SABRINA INVESTMENTS LLC					
	2114011160120000 18TX197 CRT1402714 DOS 12-3-15					
02-23	70013				12,600.16	1,963,910.57
	0006984 LILY INVESTMENTS LLC					
	VOIDED CHECK - Batch # Updated from 51350 to 70013					
02-23	70013				12,600.16-	1,951,310.41
	0007100 LILY INVESTMENTS LLC					
	2315044200220000 16TX297 CRT1502816 DOS 11-2916					
02-25	51385	60,289.94				2,011,600.35
	B51385 C090					
02-28(02-28)10295		85.78				2,011,686.13
	JANUARY INTEREST					
----- PERIOD 3 END		136,141.99	0.00	0.00	33,614.63-	2,011,686.13

2022-03-21 GENERAL LEDGER DETAIL REPORT FOR 2022, SELECTED PERIOD 03 ACCOUNTS FROM: 283001052 TO: 283001052 PAGE 2 WGL101R
 G/L ACCOUNT BATCH/DESC/REF CASH RECEIPTS TRANSFER IN TRANSFER OUT DISBURSEMENTS BALANCE
 REPORT TOTAL 136,141.99 0.00 0.00 33,614.63-
 REPORT TOTAL BEG BALANCE 1,909,158.77 REPORT TOTAL END BALANCE 2,011,686.13

		CASH RECEIPTS	TRANSFER IN	TRANSFER OUT	DISBURSEMENTS	BALANCE
					BEGIN BALANCE:	1.41
02-08	22003	2,529.03				2,530.44
	B 22003 C 034					
02-16	22505	87.36				2,617.80
	B 22505 C 043					
02-16	22506	226.80				2,844.60
	B 22506 C 043					
02-16	22507	347.76				3,192.36
	B 22507 C 043					
02-16	22508	341.94				3,534.30
	B 22508 C 043					
02-16	22528	131.04				3,665.34
	B 22528 C 043					
02-16	22530	32.40				3,697.74
	B 22530 C 043					
02-17	22526	202.73				3,900.47
	B 22526 C 043					
02-17	22527	67.50				3,967.97
	B 22527 C 043					
02-17	22529	29.70				3,997.67
	B 22529 C 043					
02-18	22523	426.72				4,424.39
	B 22523 C 043					
02-18	22524	356.00				4,780.39
	B 22524 C 043					
02-18	22525	30.60				4,810.99
	B 22525 C 043					
02-22	22518	72.00				4,882.99
	B 22518 C 043					
02-22	22519	54.00				4,936.99
	B 22519 C 043					
02-22	22520	271.08				5,208.07
	B 22520 C 043					
02-22	22522	332.70				5,540.77
	B 22522 C 043					

G/L ACCOUNT	BATCH/DESC/REF	CASH RECEIPTS	TRANSFER IN	TRANSFER OUT	DISBURSEMENTS	BALANCE
02-23	22521	63.00				5,603.77
B 22521	C 043					
02-24	22516	59.64				5,663.41
B 22516	C 043					
02-24	22534	270.90				5,934.31
B 22534	C 043					
02-25	22004	5,810.24				11,744.55
B 22004	C 034					
02-25	22514	331.02				12,075.57
B 22514	C 043					
02-25	22515	89.70				12,165.27
B 22515	C 043					
02-25	22517	187.20				12,352.47
B 22517	C 043					
02-28	22005	23,237.37				35,589.84
B 22005	C 037					
02-28	22007	4,975.85				40,565.69
B 22007	C 033					
02-28	22008	11,043.62				51,609.31
B 22008	C 031					
02-28	22509	93.60				51,702.91
B 22509	C 043					
02-28	22511	73.50				51,776.41
B 22511	C 043					
02-28	22513	239.58				52,015.99
B 22513	C 043					
----- PERIOD 3 END		52,014.58	0.00	0.00	0.00	52,015.99

2022-03-21 GENERAL LEDGER DETAIL REPORT FOR 2022, SELECTED PERIOD 03 ACCOUNTS FROM: 286001052 TO: 286001052 PAGE 3
 G/L ACCOUNT BATCH/DESC/REP CASH RECEIPTS TRANSFER IN TRANSFER OUT DISBURSEMENTS BALANCE
 REPORT TOTAL 52,014.58 0.00 0.00 0.00
 REPORT TOTAL BEG BALANCE 1.41 REPORT TOTAL END BALANCE 52,015.99

G/L ACCOUNT	BATCH/DESC/REF	CASH RECEIPTS	TRANSFER IN	TRANSFER OUT	DISBURSEMENTS	BALANCE
					BEGIN BALANCE:	2,215,380.30
02-03 (02-03) 10187	1/18/22	56.55				2,215,436.85
02-03 (02-03) 10188	1/12/22 PREPAY	286.82				2,215,723.67
02-03 (02-03) 10192	2/1/22 PREPAY	996.62				2,216,720.29
02-03 (02-03) 10193	2/1/22 PREPAY	678.62				2,217,398.91
02-03 (02-03) 10194	2/2/22 PREPAY	1,897.37				2,219,296.28
02-03 (02-03) 10195	2/3/22 PREPAY	4,662.95				2,223,959.23
02-03 (02-03) 10196	TR JP TO CL - TR YEAR END FEES AND INT			1,507,000.00-		716,959.23
02-04 (02-04) 10230	2/4/22 PREPAYS	1,846.22				718,805.45
02-07 (02-07) 10250	2/7/22 2021L PREPAY	36,659.57				755,465.02
02-08 (02-08) 10265	2021LEVY PREPAYS	1,719.41				757,184.43
02-10 (02-10) 10267	2/9/22 PREPAYS	5,352.30				762,536.73
02-10 (02-10) 10268	2/10/22 PREPAYS	748.59				763,285.32
02-14 (02-14) 10270	2/11/22 PREPAYS	1,738.96				765,024.28
02-14 (02-14) 10271	2/14/22 PREPAY	790.10				765,814.38
02-15 (02-15) 10274	2/15/22 PREPAYS	300.00				766,114.38
02-16 (02-16) 10277	2/16/22 PREPAYS	3,697.24				769,811.62
02-22 (02-22) 10281	2/17/22 PREPAY	519.46				770,331.08

G/L ACCOUNT	BATCH/DESC/REF	CASH RECEIPTS	TRANSFER IN	TRANSFER OUT	DISBURSEMENTS	BALANCE
02-22(02-22)10282	2/18/22 PREPAY	888.96				771,220.04
02-22(02-22)10283	2/18/22 PREPAY	56.55				771,276.59
02-22(02-22)10284	2/22/22 PREPAY	5,506.94				776,783.53
02-23(02-23)10287	2/23/22 2021L PREPAY	136.82				776,920.35
02-24(02-24)10288	2/24/22 2021L PREPAY	4,914.03				781,834.38
02-28(02-28)10292	2/25/22 2021L PREPAY	1,691.47				783,525.85
02-28(02-28)10293	2/28/22 2021L PREPAYS	208.47				783,734.32
02-28(02-28)10298	2/28/22 2021L PREPAY	4,490.59				788,224.91
----- PERIOD 3 END		79,844.61	0.00	1,507,000.00-	0.00	788,224.91

290001050 50 WHEATON BK

 BEGIN BALANCE: 1,000.00

290001051 51 REPUBLIC BANK

 BEGIN BALANCE: 2,500.89

290001052 C.L. FIRST MIDWEST

 BEGIN BALANCE: 3,335,125.01

02-01(02-01)10185	PREPAYS MANIGO, RHODES, PENN	900.00				3,336,025.01
02-01	60123				1,184.98-	3,334,840.03
0076293	FOREST PRESERVE DIST WILL CO CITY OF LOCKPORT TIF 1 SURPLUS				1,065.93-	3,333,774.10
02-01	60124				482.83-	3,333,291.27
0076294	LOCKPORT TWP TOWN FUNDS CITY OF LOCKPORT TIF 1 SURPLUS				9,564.37-	3,323,726.90
02-01	60125					
0076295	LOCKPORT TWP ROAD FUNDS CITY OF LOCKPORT TIF 1 SURPLUS					
02-01	60126					
0076296	LOCKPORT FIRE DISTRICT CITY OF LOCKPORT TIF 1 SURPLUS					

2022-03-21 GENERAL LEDGER DETAIL REPORT FOR 2022, SELECTED PERIOD 03 ACCOUNTS FROM: 290001029 TO: 290001160				PAGE	3 WGL101R	
G/L ACCOUNT	BATCH/DESC/REF	CASH RECEIPTS	TRANSFER IN	TRANSFER OUT	DISBURSEMENTS	BALANCE
02-01	60127				649.12-	3,323,077.78
0076297	TAFT GRADE SCHOOL DISTRICT 90					
	CITY OF LOCKPORT TIF 1 SURPLUS					
02-01	60128				25,307.06-	3,297,770.72
0076298	LOCKPORT SCHOOL DISTRICT 91					
	CITY OF LOCKPORT TIF 1 SURPLUS					
02-01	60129				2,646.84-	3,295,123.88
0076299	WILL COUNTY SCHOOL DISTRICT 92					
	CITY OF LOCKPORT TIF 1 SURPLUS					
02-01	60130				15,844.91-	3,279,278.97
0076300	LOCKPORT TWP HS DISTRICT 205					
	CITY OF LOCKPORT TIF 1 SURPLUS					
02-01	60131				322.73-	3,278,956.24
0076301	VALLEY VIEW SCHOOL DIST 365 U					
	CITY OF LOCKPORT TIF 1 SURPLUS					
02-01	60132				2,374.07-	3,276,582.17
0076302	JOLIET JUNIOR COLLEGE DIST 525					
	CITY OF LOCKPORT TIF 1 SURPLUS					
02-01	60133				6,672.99-	3,269,909.18
0076303	CITY OF LOCKPORT					
	CITY OF LOCKPORT TIF 1 SURPLUS					
02-01	60134				408.93-	3,269,500.25
0076304	CITY OF LOCKPORT RD & BRIDGE					
	CITY OF LOCKPORT TIF 1 SURPLUS					
02-01	60135				3,396.42-	3,266,103.83
0076305	LOCKPORT TWP PARK DISTRICT					
	CITY OF LOCKPORT TIF 1 SURPLUS					
02-01	60136				2,175.33-	3,263,928.50
0076306	WHITE OAK LIBRARY DISTRICT					
	CITY OF LOCKPORT TIF 1 SURPLUS					
02-01	60137				4,753.09-	3,259,175.41
0076307	WILL COUNTY TAX FUNDS					
	CITY OF LOCKPORT TIF 1 SURPLUS					
02-03	07705				96,865.12-	3,162,310.29
B 07705 C 047						
	Prior Levy Dup Pymt Refund					
02-03(02-03)10189		200.00				3,162,510.29
1/31/22 PREPAY						
02-03(02-03)10190		3,300.00				3,165,810.29
2/1/22 PREPAY						
02-03(02-03)10191		350.00				3,166,160.29
2/2/22 PREPAY						
02-03(02-03)10197			1,507,000.00			4,673,160.29
TR JP TO CL - TR YEAR END FEES AND INT						
02-03(02-03)10211		28,198.86				4,701,359.15
PREPAY (WILCO X7,SUSNER)						
02-03(02-03)10213		125.00				4,701,484.15
2/3/22 PREPAY						

2022-03-21 GENERAL LEDGER DETAIL REPORT FOR 2022, SELECTED PERIOD 03 ACCOUNTS FROM: 290001029 TO: 290001160						PAGE	4	WGL101R
G/L ACCOUNT	BATCH/DESC/REF	CASH RECEIPTS	TRANSFER IN	TRANSFER OUT	DISBURSEMENTS		BALANCE	
02-04(02-04)10233		692.08					4,702,176.23	
2/4/22 PREPAYS								
02-07(02-07)10251		802.00					4,702,978.23	
2/7/22 2021L PREPAY								
02-08(02-08)10266							4,702,978.23	
ADJ TO CORR ADJ 6-18-21 REMOVE DUP SUB								
02-09	70004				2,672.72		4,705,650.95	
0069468 TITLESTAR								
VOIDED CHECK - Batch # Updated from 70068 to 70004								
02-09	70004				2,672.72-		4,702,978.23	
0076335 TITLESTAR								
2223071000250000 MCGINNIS - S YATES ROAD								
02-09	70005				2,672.72		4,705,650.95	
0069469 TITLESTAR								
VOIDED CHECK - Batch # Updated from 70069 to 70005								
02-09	70005				2,672.72-		4,702,978.23	
0076336 TITLESTAR								
2223071000250000 MCGINNIS - S YATES AVE								
02-09	70006				2,663.62		4,705,641.85	
0075474 FIDELITY NATIONAL TITLE								
VOIDED CHECK - Batch # Updated from 07734 to 70006								
02-09	70006				2,663.62-		4,702,978.23	
0076337 MICHELLE S SMITH								
2114132140200000 FILE: WJ21027736 REPL CK 75474								
02-10	07706				4,689.38-		4,698,288.85	
B 07706 C 047								
Prior Levy Dup Pymt Refund								
02-10	07709				109,909.86-		4,588,378.99	
B 07709 C 047								
Prior Levy Dup Pymt Refund								
02-10(02-10)10269		2,150.00					4,590,528.99	
2/10/22 PREPAYS								
02-14(02-14)10272		100.00					4,590,628.99	
2/11/22 PREPAYS								
02-14(02-14)10273		235.00					4,590,863.99	
2/14/22 PREPAYS								
02-15(02-15)10275		5,799.20					4,596,663.19	
PRE-PAYS (PARTIN, TOOSLEY, ROBERTS, VALERUGO)								
CAPISTA, ARCHEY								
02-15(02-15)10276		3,703.52					4,600,366.71	
PRE-PAYS (WHITE,WALLACEX3- CASH PYMT)								
02-15	60138				6,000.00-		4,594,366.71	
0076373 JOHN J MYLANDER JR								
1202341020180000 PREPAY REFUND PER AFFIDAVIT								
02-15	60139				800.00-		4,593,566.71	
0076372 CHERYL DAVIS								
0506022050060000 PREPAY REFUND PER AFFIDAVIT								

2022-03-21 GENERAL LEDGER DETAIL REPORT FOR 2022, SELECTED PERIOD 03 ACCOUNTS FROM: 290001029 TO: 290001160							PAGE	5 WGL101R
G/L ACCOUNT	BATCH/DESC/REF	CASH RECEIPTS	TRANSFER IN	TRANSFER OUT	DISBURSEMENTS		BALANCE	
02-22	07710				157,646.87-		4,435,919.84	
	B 07710 C 047							
	Prior Levy Dup Pymt Refund							
02-22(02-22)10278		250.00					4,436,169.84	
	2/16/22 PREPAY							
02-22(02-22)10279		1,000.00					4,437,169.84	
	2/17/22 PREPAYS							
02-22(02-22)10280		1,075.00					4,438,244.84	
	2/18/22							
02-22(02-22)10286		1,100.00					4,439,344.84	
	2/22/22 PREPAY							
02-23	70008				643.69		4,439,988.53	
	0074846 RAICU MIHAI							
	VOIDED CHECK - Batch # Updated from 07805 to 70008							
02-23	70008				643.69-		4,439,344.84	
	0076412 WILL COUNTY TREASURER							
	2114181040110000 APPLY TO 21 DOC1900474 TC 2125							
02-23	70009				343.11		4,439,687.95	
	0075326 WINTRUST MORTGAGE							
	VOIDED CHECK - Batch # Updated from 70091 to 70009							
02-23	70009				343.11-		4,439,344.84	
	0076413 WILLIAM SHEW							
	1104233090010000 20LVY DUP RPL 75326 PR WINTRST							
02-24(02-24)10289		1,000.00					4,440,344.84	
	2/24/22 2021L PREPAY							
02-25(02-25)10290		294,997.08					4,735,341.92	
	PREPAYS -TONDU,WILL CO TREAS.							
	MHOC LLC							
02-25(02-25)10291		400.00					4,735,741.92	
	PREPAY CASH -GONZALEEZ							
02-28(02-28)10296		1,100.00					4,736,841.92	
	2/25/22 2021L PREPAYS							
02-28(02-28)10297		3,136.63					4,739,978.55	
	2/28/22 2021L PREPAY							
02-28(02-28)10301		10,890.00					4,750,868.55	
	PRE-PAYS (MANIGOX2, PENNING, SCULLY, SUSNER)							
02-28(02-28)10302		200.00					4,751,068.55	
	PRE-PAYS (SUSNER-CASH PYMT)							
02-28	70014				357.14		4,751,425.69	
	0073569 CHICAGO TITLE & TRUST CO							
	VOIDED CHECK - Batch # Updated from 07413 to 70014							
02-28	70014				357.14-		4,751,068.55	
	0076414 CHICAGO TITLE & TRUST CO							
	0701012100280000 ESCROW#21017614WH							

02-28	70015				776.28	4,751,844.83
0074847	ROBERT MEYERS					
	VOIDED CHECK - Batch # Updated from 07805 to 70015					
02-28	70015				776.28-	4,751,068.55
0076415	ROBERT MEYERS					
	2114181040150000 DOC1900475 TC2125 RPL CK 74847					
03-08(02-28)	10335			500.00		4,751,568.55
	CK4571 & CK# 000816 SPLIT CHECK TAX SALE 481 187					
----- PERIOD 3 END		362,204.37	1,507,000.00	0.00	452,760.83-	4,751,568.55

 290001053 53 MERCHANTS & MANUFACTURERS

					BEGIN BALANCE:	1,000.00
02-03(02-03)	10201	0.29				1,000.29
	JANUARY INT					
----- PERIOD 3 END		0.29	0.00	0.00	0.00	1,000.29

 290001054 54 FIRST AMERICAN

					BEGIN BALANCE:	1,000.00
02-03(02-03)	10202	0.26				1,000.26
	JANUARY INT					
----- PERIOD 3 END		0.26	0.00	0.00	0.00	1,000.26

 290001058 58 NUMARK CRED UNION

					BEGIN BALANCE:	1,000.13
02-03(02-03)	10203	0.08				1,000.21
	JANUARY INT					
----- PERIOD 3 END		0.08	0.00	0.00	0.00	1,000.21

 290001060 60 FIFTH THIRD BK

					BEGIN BALANCE:	0.00
--	--	--	--	--	----------------	------

 290001061 61 1ST BANK MANHATTAN

					BEGIN BALANCE:	1,500.88
02-03(02-03)	10204	0.02				1,500.90
	JANUARY INT					
----- PERIOD 3 END		0.02	0.00	0.00	0.00	1,500.90

 290001066 66 MIDLAND STATE BANK

 290001068 68 BUSEY BANK

					BEGIN BALANCE:	1,000.36
02-03(02-03)10205	0.02					1,000.38
JANUARY INT						
----- PERIOD 3 END	0.02	0.00	0.00	0.00		1,000.38

 290001069 69 1ST COMMUNITY BK & TR

					BEGIN BALANCE:	2,000.61
02-03(02-03)10206	0.03					2,000.64
JANUARY INT						
----- PERIOD 3 END	0.03	0.00	0.00	0.00		2,000.64

 290001071 71 PROVIDENCE BK

					BEGIN BALANCE:	1,500.65
--	--	--	--	--	----------------	----------

 290001073 73 LINCOLNWAY COMMTY BK

					BEGIN BALANCE:	1,000.94
--	--	--	--	--	----------------	----------

 290001076 76 HEARTLAND BANK

					BEGIN BALANCE:	1,000.00
--	--	--	--	--	----------------	----------

 290001077 77 FIRST SECURE COMMTY

					BEGIN BALANCE:	1,000.79
--	--	--	--	--	----------------	----------

 290001078 78 GRUNDY COUNTY NATL. BANK

					BEGIN BALANCE:	1,000.87
02-03(02-03)10207	0.02					1,000.89
JANUARY INT						
----- PERIOD 3 END	0.02	0.00	0.00	0.00		1,000.89

 290001080 80 OLD SECOND BK

					BEGIN BALANCE:	1,000.03
--	--	--	--	--	----------------	----------

 290001081 81 OLD PLANK TRAIL BK

					BEGIN BALANCE:	1,000.00
--	--	--	--	--	----------------	----------

 290001084 84 CIBC

G/L ACCOUNT	BATCH/DESC/REF	CASH RECEIPTS	TRANSFER IN	TRANSFER OUT	DISBURSEMENTS	BALANCE
02-03(02-03)10208	JANUARY INT	0.30				2,500.00
----- PERIOD 3 END		0.30	0.00	0.00	0.00	2,500.30

BEGIN BALANCE: 1,006.79

290001088 88 TOWN CENTER BK

BEGIN BALANCE: 1,000.81

290001089 89 FIRST SECURE BANK & TRUST CO

BEGIN BALANCE: 0.00

290001129 JPMORGAN CHASE

BEGIN BALANCE: 43,350.57

290001152 52 FIRST MIDWEST

02-03(02-03)10200	JANUARY INT	1.84				43,352.41
-------------------	-------------	------	--	--	--	-----------

03-03(02-03)10314	TR TO CURRENT LEVY TO CL YEAR END			3,352.41-		40,000.00
-------------------	-----------------------------------	--	--	-----------	--	-----------

----- PERIOD 3 END		1.84	0.00	3,352.41-	0.00	40,000.00
--------------------	--	------	------	-----------	------	-----------

BEGIN BALANCE: 0.00

290001160 FIFTH THIRD LOCK BOX

2022-03-21 GENERAL LEDGER DETAIL REPORT FOR 2022, SELECTED PERIOD 03 ACCOUNTS FROM: 290001029 TO: 290001160 PAGE 9 WGL101R
 G/L ACCOUNT BATCH/DESC/REF CASH RECEIPTS TRANSFER IN TRANSFER OUT DISBURSEMENTS BALANCE
 REPORT TOTAL 442,051.84 1,507,000.00 1,510,352.41- 452,760.83-
 REPORT TOTAL BEG BALANCE 5,617,870.80 REPORT TOTAL END BALANCE 5,603,809.40



Tim Brophy
 Will County Treasurer
 Monthly Report
 February 28, 2022



COMPLIANCE | This report is prepared for the Will County Board pursuant to Illinois Counties Code regarding the monthly report of investments and deposits (55 ILCS 5-3-11007). The code states that "on the twenty-eighth day of each month, the county treasurer shall publish a report disclosing the investments and deposits of county moneys as of the first day of that month." This report shall be transmitted to each member of the county board, and the report shall be a public record.

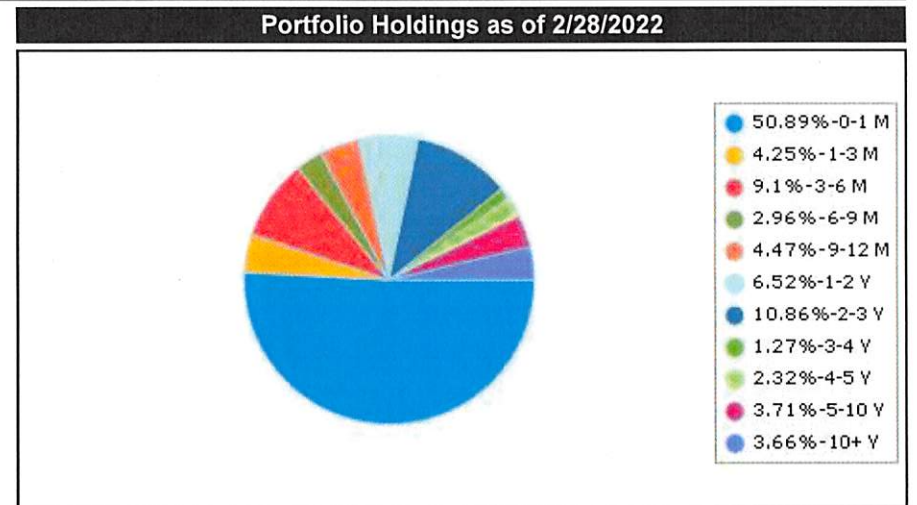
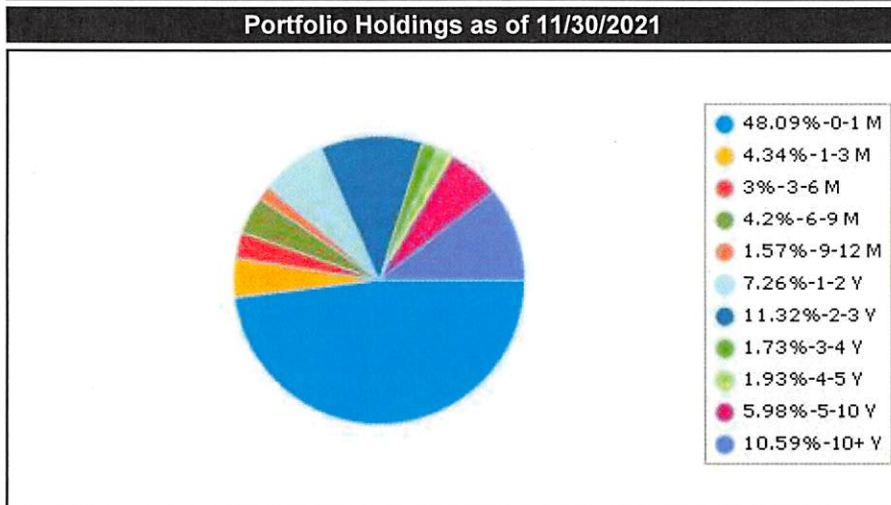
Fund Name	Face Amount/Shares	Market Value	Book Value	% of Portfolio	YTM @ Cost	Days To Maturity
External Manager First Midwest Bank	12,082,317.18	11,721,570.18	12,016,024.64	3.30	0.89	1,258
External Manager UBS	28,365,643.69	28,356,658.66	28,818,341.62	7.93	2.05	1,648
External Manager William Blair	140,552,205.38	140,939,138.59	141,477,955.39	38.91	0.58	1,089
External Manager William Blair - APRA	52,045,656.02	52,045,656.02	52,045,656.02	14.31	1.52	1
Internal Fifth Third Securities	15,475,000.06	15,385,509.56	15,744,222.27	4.33	2.32	801
Internal Liquid Assets	113,323,845.07	113,323,845.07	113,323,845.07	31.16	0.14	1
Internal Stifel	200,000.00	201,148.00	199,999.55	0.06	2.20	215
Total / Average	362,044,667.40	361,973,526.08	363,626,044.56	100.00	0.78	631



Will County Distribution by Maturity Range - Market Value All Portfolios

Begin Date: 11/30/2021, End Date: 2/28/2022

Maturity Range Allocation				
Maturity Range	Market Value 11/30/2021	% of Portfolio 11/30/2021	Market Value 2/28/2022	% of Portfolio 2/28/2022
0-1 Month	163,049,384.72	48.09	184,205,551.90	50.89
1-3 Months	14,709,599.09	4.34	15,396,739.05	4.25
3-6 Months	10,183,887.13	3.00	32,924,178.80	9.10
6-9 Months	14,236,276.37	4.20	10,709,437.17	2.96
9-12 Months	5,331,658.57	1.57	16,172,357.80	4.47
1-2 Years	24,613,256.72	7.26	23,589,163.69	6.52
2-3 Years	38,365,904.25	11.32	39,304,538.51	10.86
3-4 Years	5,880,130.14	1.73	4,592,168.09	1.27
4-5 Years	6,528,072.69	1.93	8,391,833.87	2.32
5-10 Years	20,263,911.26	5.98	13,424,949.70	3.71
10+ Years	35,902,314.24	10.59	13,262,607.50	3.66
Total / Average	339,064,395.18	100.00	361,973,526.08	100.00

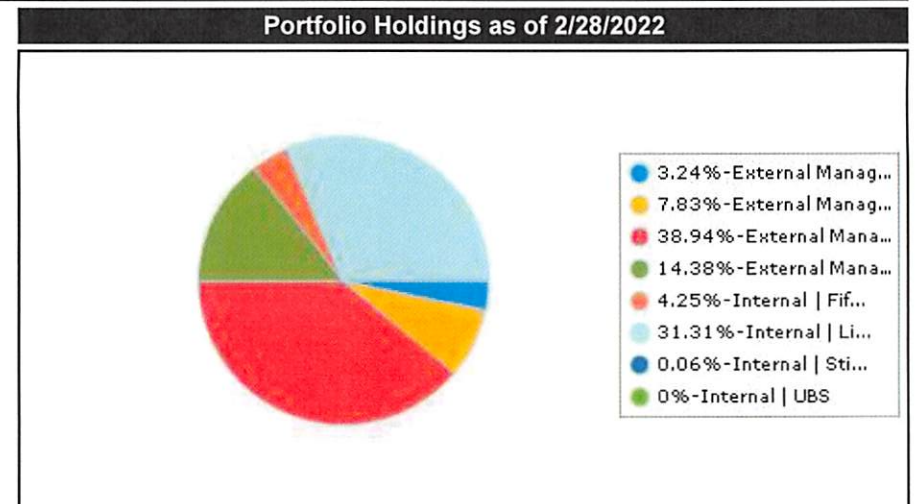
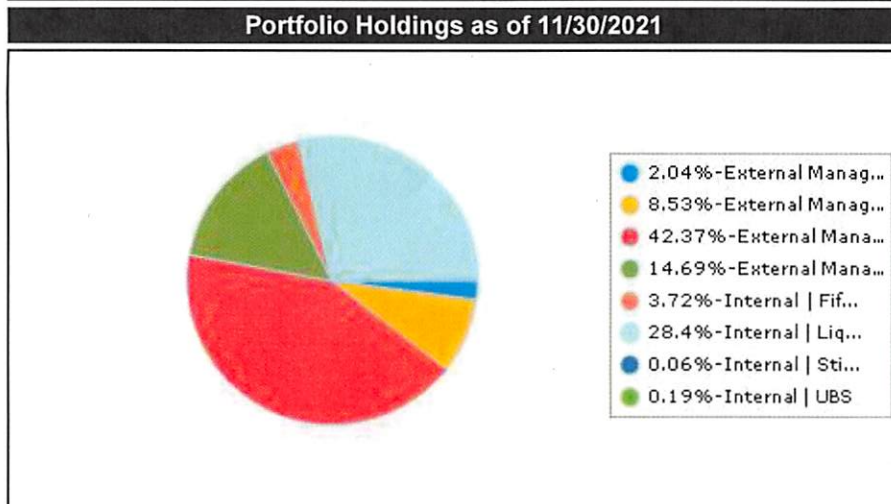




Will County Distribution by Main Fund - Market Value All Portfolios

Begin Date: 11/30/2021, End Date: 2/28/2022

Main Fund Allocation				
Main Fund	Market Value 11/30/2021	% of Portfolio 11/30/2021	Market Value 2/28/2022	% of Portfolio 2/28/2022
External Manager First Midwest Bank	6,902,665.58	2.04	11,721,570.18	3.24
External Manager UBS	28,915,511.02	8.53	28,356,658.66	7.83
External Manager William Blair	143,675,940.78	42.37	140,939,138.59	38.94
External Manager William Blair - APRA	49,811,942.25	14.69	52,045,656.02	14.38
Internal Fifth Third Securities	12,615,011.43	3.72	15,385,509.56	4.25
Internal Liquid Assets	96,284,070.37	28.40	113,323,845.07	31.31
Internal Stifel	201,732.00	0.06	201,148.00	0.06
Internal UBS	657,521.75	0.19	0.00	0.00
Total / Average	339,064,395.18	100.00	361,973,526.08	100.00



Will County
Portfolio Holdings
Investment Portfolio | by Main Fund
Report Format: By Transaction
Group By: Main Fund
Average By: Market Value
Portfolio / Report Group: All Portfolios
As of 2/28/2022

Description	CUSIP/Ticker	Security Sector	YTM @ Cost	Face Amount/Shares	Market Value	Maturity Date	Days To Maturity	% of Portfolio
External Manager First Midwest Bank								
First Midwest Bank MM	MM0334	Money Market	0.000	82,317.18	82,317.18	N/A	1	0.02
T-Note 0.125 5/31/2022	912828ZR4	US Treasury	0.139	300,000.00	299,745.00	5/31/2022	92	0.08
T-Note 0.125 5/31/2022	912828ZR4	US Treasury	0.125	200,000.00	199,830.00	5/31/2022	92	0.06
Qualcomm Inc Var. Corp 1/30/2023	747525AS2	Corporate	1.029	300,000.00	301,836.00	1/30/2023	336	0.08
Goldman Sachs Group Var. Corp 2/23/2023 -22	38141GWU4	Corporate	1.214	300,000.00	301,050.00	2/23/2023	360	0.08
T-Note 0.25 6/15/2023	912828ZU7	US Treasury	0.152	500,000.00	493,830.00	6/15/2023	472	0.14
T-Note 0.125 8/15/2023	91282CAF8	US Treasury	0.157	500,000.00	491,505.00	8/15/2023	533	0.14
Glaxosmithkline Capital 0.534 10/1/2023-22	377373AL9-2	Corporate	0.432	300,000.00	294,681.00	10/1/2023	580	0.08
John Deere Capital 0.45 1/17/2024	24422EVN6	Corporate	0.426	300,000.00	293,331.00	1/17/2024	688	0.08
Charles Schwab 0.75 3/18/2024-24	808513BN4	Corporate	0.516	300,000.00	293,706.00	3/18/2024	749	0.08
United Health Group 0.55 5/15/2024-22	91324PEB4	Corporate	0.483	500,000.00	486,995.00	5/15/2024	807	0.13
Caterpillar Financial 0.45 5/17/2024	14913R2L0	Corporate	0.338	300,000.00	291,204.00	5/17/2024	809	0.08
Walt Disney Company 1.75 8/30/2024-24	254687FK7	Corporate	1.561	400,000.00	398,176.00	8/30/2024	914	0.11
WestPack 1.019 11/18/2024-24	961214EU3	Corporate	1.563	300,000.00	292,419.00	11/18/2024	994	0.08
T-Note 1 12/15/2024	91282CDN8	US Treasury	1.072	500,000.00	491,700.00	12/15/2024	1,021	0.14
T-Note 1.125 2/28/2025	912828ZC7	US Treasury	1.109	500,000.00	492,540.00	2/28/2025	1,096	0.14
T-Note 0.25 7/31/2025	91282CAB7	US Treasury	0.276	500,000.00	476,195.00	7/31/2025	1,249	0.13
T-Note 0.75 3/31/2026	91282CBT7	US Treasury	0.866	300,000.00	288,375.00	3/31/2026	1,492	0.08
T-Note 0.75 3/31/2026	91282CBT7	US Treasury	1.350	200,000.00	192,250.00	3/31/2026	1,492	0.05
T-Note 0.75 4/30/2026	91282CBW0	US Treasury	1.375	500,000.00	480,160.00	4/30/2026	1,522	0.13
T-Note 0.875 6/30/2026	91282CCJ8	US Treasury	1.385	500,000.00	481,915.00	6/30/2026	1,583	0.13
T-Note 0.625 7/31/2026	91282CCP4	US Treasury	1.391	500,000.00	476,175.00	7/31/2026	1,614	0.13
T-Note 1.375 8/31/2026	91282BYD6	US Treasury	1.381	500,000.00	492,035.00	8/31/2026	1,645	0.14
T-Note 0.875 9/30/2026	91282CCZ2	US Treasury	1.409	500,000.00	480,745.00	9/30/2026	1,675	0.13
T-Note 1.125 10/31/2026	91282CDG3	US Treasury	1.181	500,000.00	485,900.00	10/31/2026	1,706	0.13
T-Note 1.25 11/30/2026	91282CDK4	US Treasury	1.410	500,000.00	488,820.00	11/30/2026	1,736	0.14
T-Note 1.25 12/31/2026	91282CDQ1	US Treasury	1.419	500,000.00	488,540.00	12/31/2026	1,767	0.13
T-Note 0.5 6/30/2027	91282ZV5	US Treasury	0.454	500,000.00	468,010.00	6/30/2027	1,948	0.13
T-Note 0.375 7/31/2027	91282CAD3	US Treasury	0.460	500,000.00	464,320.00	7/31/2027	1,979	0.13
T-Note 0.625 8/15/2030	91282CAE1	US Treasury	0.692	500,000.00	453,265.00	8/15/2030	3,090	0.13
Sub Total / Average External Manager First Midwest Bank			0.893	12,082,317.18	11,721,570.18		1,248	3.24
External Manager UBS								
UBS Financial MM	MM2916	Money Market	0.010	87,643.69	87,643.69	N/A	1	0.02
United Health Group 2.875 3/15/2022-21	91324PBV3	Corporate	2.642	850,000.00	850,773.50	3/15/2022	15	0.24
BB&T Corporation 3.05 6/20/2022-22	05531FBG7-2	Corporate	0.358	175,000.00	175,792.75	6/20/2022	112	0.05
United Health Group 3.35 7/15/2022	91324PCN0	Corporate	2.794	850,000.00	857,157.00	7/15/2022	137	0.24
Wells Fargo 2.625 7/22/2022	95000U2B8	Corporate	3.635	110,000.00	110,713.90	7/22/2022	144	0.03
Gilead Sciences 3.25 9/1/2022-19	375558BC6	Corporate	3.337	500,000.00	504,015.00	9/1/2022	185	0.14
JPMorgan Chase 3.25 9/23/2022	46625HJE1	Corporate	3.511	150,000.00	151,815.00	9/23/2022	207	0.04
IBM 2.875 11/9/2022-22	459200JC6	Corporate	2.936	200,000.00	202,332.00	11/9/2022	254	0.06

Description	CUSIP/Ticker	Security Sector	YTM @ Cost	Face Amount/Shares	Market Value	Maturity Date	Days To Maturity	% of Portfolio
Bank of America 3.3 1/11/2023	06051GEU9	Corporate	3.863	550,000.00	559,218.00	1/11/2023	317	0.15
Bank of America 3.3 1/11/2023	06051GEU9	Corporate	2.991	300,000.00	305,028.00	1/11/2023	317	0.08
Goldman Sachs Group 3.625 1/22/2023-19	38141GRD8	Corporate	2.574	320,000.00	325,318.40	1/22/2023	328	0.09
Goldman Sachs Group 3.625 1/22/2023-19	38141GRD8	Corporate	2.201	530,000.00	538,808.60	1/22/2023	328	0.15
T-Note 1.75 1/31/2023	912828P38	US Treasury	2.352	245,000.00	246,597.40	1/31/2023	337	0.07
Wells Fargo 3.45 2/13/2023	94974BFJ4	Corporate	3.403	850,000.00	863,974.00	2/13/2023	350	0.24
T-Note 2.5 3/31/2023	9128284D9	US Treasury	2.252	450,000.00	456,628.50	3/31/2023	396	0.13
FHLB 2.25 12/8/2023	3130A3VC5	US Agency	1.460	840,000.00	852,138.00	12/8/2023	648	0.24
Caterpillar Inc 3.4 5/15/2024-24	149123CC3	Corporate	0.616	800,000.00	825,640.00	5/15/2024	807	0.23
Amgen Inc 3.625 5/22/2024-24	031162BV1	Corporate	2.228	35,000.00	36,163.05	5/22/2024	814	0.01
Amgen Inc 3.625 5/22/2024-24	031162BV1	Corporate	2.223	250,000.00	258,307.50	5/22/2024	814	0.07
Credit Suisse NY 3.625 9/9/2024	22546QAP2	Corporate	3.415	850,000.00	877,557.00	9/9/2024	924	0.24
Affac inc 3.625 11/15/2024	001055AM4	Corporate	3.179	500,000.00	520,350.00	11/15/2024	991	0.14
JPMorgan 3.125 1/23/2025-24	46625HKC3	Corporate	2.695	850,000.00	868,691.50	1/23/2025	1,080	0.24
Microsoft Corp 2.7 2/12/2025-24	594918BB9	Corporate	2.303	500,000.00	514,735.00	2/12/2025	1,080	0.14
FHLB 0.5 3/10/2025-21	3130ALDZ4	US Agency	0.544	710,000.00	684,489.70	3/10/2025	1,106	0.18
CME Group 3 3/15/2025-24	12572QAG0	Corporate	2.901	300,000.00	308,010.00	3/15/2025	1,111	0.09
CME Group 3 3/15/2025-24	12572QAG0	Corporate	2.846	400,000.00	410,680.00	3/15/2025	1,111	0.11
CME Group 3 3/15/2025-24	12572QAG0	Corporate	2.849	239,000.00	245,381.30	3/15/2025	1,111	0.07
Intel Corp 3.7 7/29/2025-25	458140AS9	Corporate	0.951	250,000.00	262,060.00	7/29/2025	1,247	0.07
Comcast 3.375 8/15/2025-25	20030NBN0	Corporate	1.331	122,000.00	126,332.22	8/15/2025	1,264	0.03
Microst Corp 3.125 11/3/2025-25	594918BJ2	Corporate	2.745	889,000.00	926,551.36	11/3/2025	1,344	0.26
MetLife Inc 3.6 11/13/2025-25	59156RBQ0	Corporate	2.971	500,000.00	523,610.00	11/13/2025	1,354	0.14
Kimberly Clark Corp 2.75 2/15/2026	494368BU6	Corporate	2.713	260,000.00	265,714.80	2/15/2026	1,448	0.07
Kimberly Clark Corp 2.75 2/15/2026	494368BU6	Corporate	2.934	100,000.00	102,198.00	2/15/2026	1,448	0.03
Kimberly Clark Corp 2.75 2/15/2026	494368BU6	Corporate	2.934	100,000.00	102,198.00	2/15/2026	1,448	0.03
JPMorgan Chase 3.3 4/1/2026-26	46625HQW3	Corporate	1.176	850,000.00	876,341.50	4/1/2026	1,493	0.24
Hawaii State 3 5/1/2026	419792RD0	Municipal	2.160	235,000.00	250,557.00	5/1/2026	1,523	0.07
Bank of New York 2.8 5/4/2026	06406FAC7	Corporate	2.358	535,000.00	546,598.80	5/4/2026	1,526	0.15
Oracle Corporation 2.65 7/15/2026-26	68389XBM6	Corporate	2.539	450,000.00	447,246.00	7/15/2026	1,598	0.12
FHLB 0.6 7/28/2026-22	3130AKNS1	US Agency	0.600	1,100,000.00	1,050,731.00	7/28/2026	1,611	0.29
FFCB 2.4 9/1/2026	3133EHVV1	US Agency	1.643	230,000.00	236,127.20	9/1/2026	1,646	0.07
IBM 3.3 1/27/2027-26	459200JR3	Corporate	1.398	450,000.00	469,606.50	1/27/2027	1,794	0.13
John Deere 1.75 3/9/2027	24422EVF3	Corporate	1.589	350,000.00	343,196.00	3/9/2027	1,835	0.09
Truist Financial Corporation 1.125 8/3/2027-27	89788MAC6	Corporate	1.495	250,000.00	232,132.50	8/3/2027	1,982	0.06
FNMA 0.75 9/30/2027-22	3138G44D2	US Agency	0.750	435,000.00	411,827.55	9/30/2027	2,040	0.11
Baker Hughes 3.337 12/15/2027-27	05723KAE0	Corporate	2.630	450,000.00	464,215.50	12/15/2027	2,116	0.13
Baker Hughes 3.337 12/15/2027-27	05723KAE0	Corporate	1.954	6,000.00	6,189.54	12/15/2027	2,116	0.00
Merck & Company Inc 6.4 3/1/2028-98	589331AD9	Corporate	1.844	105,000.00	128,228.10	3/1/2028	2,193	0.04
FFCB 2.86 4/24/2028	3133EKJD9	US Agency	0.844	200,000.00	211,300.00	4/24/2028	2,247	0.06
FHLMC 1.02 10/27/2028-21	3134GWYU4	US Agency	1.030	210,000.00	195,762.00	10/27/2028	2,433	0.05
FFCB 2.05 1/23/2029	3133ELJR6	US Agency	1.002	425,000.00	430,095.75	1/23/2029	2,521	0.12
PNC Financial Services 3.45 4/23/2029-29	693475AW5	Corporate	2.591	500,000.00	524,900.00	4/23/2029	2,611	0.15
Federal Realty 3.2 6/15/2029-29	313747AZ0	Corporate	2.326	200,000.00	202,684.00	6/15/2029	2,664	0.06
FFCB 1.14 8/20/2029-21	3133EL4P6	US Agency	1.155	250,000.00	230,922.50	8/20/2029	2,730	0.06
FHLB 1.22 9/14/2029-21	3130AK3W4	US Agency	1.220	65,000.00	61,288.50	9/14/2029	2,755	0.02
PayPal Holdings Inc 2.85 10/1/2029-29	70450YAE3	Corporate	2.772	200,000.00	199,146.00	10/1/2029	2,772	0.06
State Street 2.4 1/24/2030	857477BG7	Corporate	2.352	500,000.00	480,225.00	1/24/2030	2,887	0.14
FFCB 1.68 4/29/2030-21	3133ELXP4	US Agency	1.680	1,000,000.00	958,850.00	4/29/2030	2,982	0.26
FFCB 1.68 4/29/2030-21	3133ELXP4	US Agency	1.685	850,000.00	814,852.50	4/29/2030	2,982	0.23

Description	CUSIP/Ticker	Security Sector	YTM @ Cost	Face Amount/Shares	Market Value	Maturity Date	Days To Maturity	% of Portfolio
FFCB 1.68 4/29/2030-21	3133ELXP4	US Agency	1.639	32,000.00	30,676.80	4/29/2030	2,982	0.01
FFCB 1.15 6/24/2030-25	3133ELN42	US Agency	1.177	600,000.00	555,018.00	6/24/2030	3,038	0.15
FHLMC 1.375 7/15/2030-21	3134GV5A2	US Agency	1.375	850,000.00	806,369.50	7/15/2030	3,059	0.22
FHLMC 1.3 10/14/2031	3134GWYH3	US Agency	1.320	400,000.00	371,548.00	10/14/2031	3,515	0.10
Coca Cola 2.25 1/5/2032-22	191216DP2	Corporate	2.424	515,000.00	496,609.35	1/5/2032	3,598	0.14
FFCB 2.06 2/5/2032	3133ELLV4	US Agency	0.955	360,000.00	354,920.40	2/5/2032	3,629	0.10
BlackRock Inc 2.1 2/25/2032-31	09247XAS0	Corporate	2.591	100,000.00	93,440.00	2/25/2032	3,649	0.03
FHLMC 1.45 9/1/2032-21	3134GWF43	US Agency	1.468	500,000.00	464,955.00	9/1/2032	3,838	0.13
FFCB 2.02 7/2/2040-21	3133ELR22	US Agency	2.017	500,000.00	453,675.00	7/2/2040	6,699	0.13
Sub Total / Average External Manager UBS			2.074	28,365,643.69	28,356,658.66		1,616	7.83
External Manager William Blair								
William Blair FMW 0356 MM	MM0356	Money Market	0.010	2,029,035.32	2,029,035.32	N/A	1	0.56
William Blair Federated MM	MM6011	Money Market	0.010	6,890,603.07	6,890,603.07	N/A	1	1.90
Home Depot Var. Corp 3/1/2022	437076BU5	Corporate	0.481	421,000.00	421,000.00	3/1/2022	1	0.12
Home Depot Var. Corp 3/1/2022	437076BU5	Corporate	0.481	75,000.00	75,000.00	3/1/2022	1	0.02
Phillip Morris International 0 3/7/2022	PHMORR-44627	Corporate	0.080	800,000.00	799,987.56	3/7/2022	7	0.22
John Deere Capital Var. Corp 3/7/2022	24422EUS6	Corporate	0.568	525,000.00	525,020.63	3/7/2022	7	0.15
T-Bill 0 3/29/2022	912796T25	US Treasury	0.126	2,725,000.00	2,724,872.82	3/29/2022	29	0.75
T-Bill 0 3/29/2022	912796T25	US Treasury	0.126	1,350,000.00	1,349,936.99	3/29/2022	29	0.37
T-Bill 0 3/29/2022	912796T25	US Treasury	0.065	3,000,000.00	2,999,859.99	3/29/2022	29	0.83
T-Bill 0 4/21/2022	912796G45	US Treasury	0.049	1,650,000.00	1,649,573.01	4/21/2022	52	0.46
T-Bill 0 4/21/2022	912796G45	US Treasury	0.062	825,000.00	824,786.51	4/21/2022	52	0.23
T-Bill 0 4/21/2022	912796G45	US Treasury	0.062	1,350,000.00	1,349,650.85	4/21/2022	52	0.37
T-Bill 0 4/21/2022	912796G45	US Treasury	0.207	3,250,000.00	3,249,158.97	4/21/2022	52	0.90
FHLMC MBS 1.583 4/25/2022	3137AWQG3	US Agency	0.153	21,471.14	21,471.70	4/25/2022	56	0.01
FHLMC MBS 1.583 4/25/2022	3137AWQG3	US Agency	0.153	47,766.26	47,767.49	4/25/2022	56	0.01
T-Bill 0 5/12/2022	912796Q28	US Treasury	0.263	4,275,000.00	4,272,635.93	5/12/2022	73	1.18
Conoco Phillips Co Var. Corp 5/15/2022	20826FAH9	Corporate	1.406	250,000.00	250,501.82	5/15/2022	76	0.07
Manufacturer Traders MBS Var. Corp 5/18/2022	55279HAM2	Corporate	1.098	1,450,000.00	1,451,842.09	5/18/2022	79	0.40
Manufacturer Traders MBS Var. Corp 5/18/2022	55279HAM2	Corporate	1.098	805,000.00	806,022.68	5/18/2022	79	0.22
Manufacturer Traders MBS Var. Corp 5/18/2022	55279HAM2	Corporate	1.098	201,000.00	201,255.35	5/18/2022	79	0.06
FHLMC MBS 2.183 5/25/2022	3137BQBY2	US Agency	-2.280	12,203.38	12,208.32	5/25/2022	86	0.00
FHLMC MBS 2.373 5/25/2022	3137ATRW4	US Agency	-0.308	106,653.74	106,700.10	5/25/2022	86	0.03
FHLMC MBS 2.373 5/25/2022	3137ATRW4	US Agency	0.000	376,242.98	376,406.53	5/25/2022	86	0.10
FHLMC MBS 2.373 5/25/2022	3137ATRW4	US Agency	-0.450	427,380.56	427,566.34	5/25/2022	86	0.12
Toyota Motor Credit 1.15 5/26/2022-22	89236TG22	Corporate	0.372	349,000.00	349,191.46	5/26/2022	87	0.10
T-Bill 0 6/7/2022	912796V89	US Treasury	0.447	5,650,000.00	5,644,016.99	6/7/2022	99	1.56
T-Bill 0 6/14/2022	912796V97	US Treasury	0.471	5,650,000.00	5,642,666.75	6/14/2022	106	1.56
T-Bill 0 6/14/2022	912796V97	US Treasury	0.471	1,150,000.00	1,148,507.39	6/14/2022	106	0.32
Truist Financial 3.05 6/20/2022-22	05531FBG7-1	Corporate	0.366	2,000,000.00	2,009,052.08	6/20/2022	112	0.56
Truist Financial 3.05 6/20/2022-22	05531FBG7-1	Corporate	0.445	200,000.00	200,905.21	6/20/2022	112	0.06
FHLMC MBS 2.396 6/25/2022	3137AUPE3	US Agency	0.120	295,458.00	296,091.14	6/25/2022	117	0.08
FHLMC MBS 2.396 6/25/2022	3137AUPE3	US Agency	0.000	453,368.17	454,339.69	6/25/2022	117	0.13
FHLMC MBS 2.396 6/25/2022	3137AUPE3	US Agency	0.062	479,312.75	480,339.87	6/25/2022	117	0.13
FHLMC MBS 2.396 6/25/2022	3137AUPE3	US Agency	0.000	146,728.39	147,042.81	6/25/2022	117	0.04
FHLMC MBS 2.396 6/25/2022	3137AUPE3	US Agency	-0.040	360,111.95	360,883.63	6/25/2022	117	0.10
FHLMC MBS 2.396 6/25/2022	3137AUPE3	US Agency	-0.040	583,965.33	585,216.71	6/25/2022	117	0.16
T-Bill 0 7/14/2022	912796K57	US Treasury	0.076	1,650,000.00	1,645,703.61	7/14/2022	136	0.45
T-Bill 0 7/14/2022	912796K57	US Treasury	0.275	1,250,000.00	1,247,502.74	7/14/2022	136	0.34

Description	CUSIP/Ticker	Security Sector	YTM @ Cost	Face Amount/Shares	Market Value	Maturity Date	Days To Maturity	% of Portfolio
T-Bill 0 7/14/2022	912796K57	US Treasury	0.275	270,000.00	269,480.59	7/14/2022	136	0.07
T-Bill 0 7/14/2022	912796K57	US Treasury	0.375	750,000.00	748,501.64	7/14/2022	136	0.21
T-Bill 0 7/14/2022	912796K57	US Treasury	0.543	2,800,000.00	2,784,406.13	7/14/2022	136	0.77
T-Bill 0 7/14/2022	912796K57	US Treasury	0.543	325,000.00	324,350.71	7/14/2022	136	0.09
FHLMC MBS 2.355 7/25/2022	3137AVXN2	US Agency	0.028	331,256.76	332,408.31	7/25/2022	147	0.09
FHLMC MBS 2.355 7/25/2022	3137AVXN2	US Agency	0.000	70,922.99	71,169.54	7/25/2022	147	0.02
FHLMC MBS 2.355 7/25/2022	3137AVXN2	US Agency	0.028	543,346.78	545,235.61	7/25/2022	147	0.15
FHLMC MBS 2.355 7/25/2022	3137AVXN2	US Agency	0.000	570,102.27	572,084.11	7/25/2022	147	0.16
FHLMC MBS 6 8/1/2022	3128MBLD7	US Agency	1.520	5,349.96	5,377.58	8/1/2022	154	0.00
Phillip Morris 2.375 8/17/2022-22	718172CA5	Corporate	0.904	1,750,000.00	1,759,022.83	8/17/2022	170	0.49
FHLMC MBS 3.09 8/25/2022	3137BM6P6	US Agency	2.270	143,645.03	144,325.85	8/25/2022	178	0.04
FHLMC MBS 3.09 8/25/2022	3137BM6P6	US Agency	0.004	115,949.19	116,498.74	8/25/2022	178	0.03
FHLMC MBS 3.09 8/25/2022	3137BM6P6	US Agency	0.004	1,336,758.71	1,343,094.41	8/25/2022	178	0.37
FHLMC MBS 3.09 8/25/2022	3137BM6P6	US Agency	0.004	301,467.88	302,896.72	8/25/2022	178	0.08
FHLMC MBS 2.307 8/25/2022	3137AWQH1	US Agency	0.100	1,075,000.00	1,079,568.11	8/25/2022	178	0.30
FHLMC MBS 2.307 8/25/2022	3137AWQH1	US Agency	0.000	400,000.00	401,699.76	8/25/2022	178	0.11
FHLMC MBS 2.307 8/25/2022	3137AWQH1	US Agency	0.080	605,000.00	607,570.89	8/25/2022	178	0.17
T-Note 0.125 8/31/2022	91282CAG6	US Treasury	0.078	1,325,000.00	1,321,325.19	8/31/2022	184	0.37
T-Note 0.125 8/31/2022	91282CAG6	US Treasury	0.330	1,550,000.00	1,545,701.17	8/31/2022	184	0.43
T-Note 0.125 8/31/2022	91282CAG6	US Treasury	0.335	575,000.00	573,405.27	8/31/2022	184	0.16
FNMA MBS 2.52 9/1/2022	3138L02B6	US Agency	2.379	462,120.23	461,919.51	9/1/2022	185	0.13
FHLMC MBS 2.838 9/25/2022	3137BSRZ8	US Agency	2.265	561,783.35	564,378.62	9/25/2022	209	0.16
FHLMC MBS 2.778 9/25/2022	3137B3NW4	US Agency	0.242	76,098.76	76,450.35	9/25/2022	209	0.02
FHLMC MBS 2.682 10/25/2022	3137AYCE9	US Agency	0.250	1,475,033.09	1,485,699.20	10/25/2022	239	0.41
FHLMC MBS 2.682 10/25/2022	3137AYCE9	US Agency	0.489	526,413.06	530,219.61	10/25/2022	239	0.15
FHLMC MBS 2.682 10/25/2022	3137AYCE9	US Agency	0.000	133,331.25	134,295.38	10/25/2022	239	0.04
FHLMC MBS 2.51 11/25/2022	3137B1BS0	US Agency	0.662	1,165,000.00	1,173,442.52	11/25/2022	270	0.32
FHLMC MBS 2.51 11/25/2022	3137B1BS0	US Agency	0.049	285,000.00	287,065.34	11/25/2022	270	0.08
FHLMC MBS 2.51 11/25/2022	3137B1BS0	US Agency	0.116	195,000.00	196,413.13	11/25/2022	270	0.05
FHLMC MBS 2.51 11/25/2022	3137B1BS0	US Agency	0.000	50,000.00	50,362.34	11/25/2022	270	0.01
FHLMC MBS 2.51 11/25/2022	3137B1BS0	US Agency	0.116	130,000.00	130,942.08	11/25/2022	270	0.04
FHLMC MBS 2.51 11/25/2022	3137B1BS0	US Agency	0.000	35,000.00	35,253.64	11/25/2022	270	0.01
FHLMC MBS 2.51 11/25/2022	3137B1BS0	US Agency	0.290	510,000.00	513,695.87	11/25/2022	270	0.14
FHLMC MBS 2.51 11/25/2022	3137B1BS0	US Agency	0.000	95,000.00	95,688.45	11/25/2022	270	0.03
T-Note 0.125 11/30/2022	91282CAX9	US Treasury	0.464	675,000.00	671,124.02	11/30/2022	275	0.19
FHLMC MBS 3.745 12/25/2022	3137FKK88	US Agency	3.640	154,764.70	156,679.47	12/25/2022	300	0.04
FHLMC MBS 3.745 12/25/2022	3137FKK88	US Agency	0.489	405,827.45	410,848.39	12/25/2022	300	0.11
FNMA MBS 2.16 1/1/2023	3138L2M87	US Agency	0.830	575,425.82	578,184.18	1/1/2023	307	0.16
FNMA MBS 2.16 1/1/2023	3138L2M87	US Agency	0.000	399,601.26	401,516.79	1/1/2023	307	0.11
FHLMC MBS 2.637 1/25/2023	3137B1UG5	US Agency	0.568	900,000.00	908,637.30	1/25/2023	331	0.25
PNC Bank PA 2.95 1/30/2023-22	69349LAK4	Corporate	0.424	325,000.00	329,293.30	1/30/2023	336	0.09
Treasury Var. T-Note 1/31/2023	91282CBK6	US Treasury	0.239	500,000.00	500,201.82	1/31/2023	337	0.14
Treasury Var. T-Note 1/31/2023	91282CBK6	US Treasury	0.239	4,250,000.00	4,251,715.43	1/31/2023	337	1.17
FHLMC MBS 3.111 2/25/2023	3137B2HN3	US Agency	0.150	1,477,014.01	1,496,782.66	2/25/2023	362	0.41
FHLMC MBS 3.111 2/25/2023	3137B2HN3	US Agency	0.000	517,201.17	524,123.49	2/25/2023	362	0.14
FHLMC MBS 3.111 2/25/2023	3137B2HN3	US Agency	0.243	460,000.00	466,156.73	2/25/2023	362	0.13
FHLMC MBS 3.111 2/25/2023	3137B2HN3	US Agency	0.000	140,000.00	141,873.79	2/25/2023	362	0.04
FHLMC MBS 3.312 2/25/2023	3137B36J2	US Agency	0.268	137,418.46	139,630.27	2/25/2023	362	0.04
FHLMC MBS 3.312 2/25/2023	3137B36J2	US Agency	0.268	666,352.70	677,077.91	2/25/2023	362	0.19
FHLMC MBS 3.312 2/25/2023	3137B36J2	US Agency	0.268	174,117.07	176,919.55	2/25/2023	362	0.05

Description	CUSIP/Ticker	Security Sector	YTM @ Cost	Face Amount/Shares	Market Value	Maturity Date	Days To Maturity	% of Portfolio
FHLMC MBS 3.312 2/25/2023	3137B36J2	US Agency	0.268	547,225.07	556,032.88	2/25/2023	362	0.15
FHLMC MBS 3.312 2/25/2023	3137B36J2	US Agency	0.268	338,284.59	343,729.42	2/25/2023	362	0.09
Toyota Motor Credit Var. Corp 4/6/2023	89236TJE6	Corporate	0.369	365,000.00	364,916.24	4/6/2023	402	0.10
Toyota Motor Credit Var. Corp 4/6/2023	89236TJE6	Corporate	0.369	175,000.00	174,959.84	4/6/2023	402	0.05
Bank of America Var. Corp 4/24/2023 -22	06051GGJ2	Corporate	1.259	500,000.00	500,647.38	4/24/2023	420	0.14
Bank of America Var. Corp 4/24/2023 -22	06051GGJ2	Corporate	1.259	175,000.00	175,226.58	4/24/2023	420	0.05
FHLMC Var. FHLMC 4/25/2023	3137B3NX2	US Agency	3.300	505,000.00	514,501.12	4/25/2023	421	0.14
FHLMC Var. FHLMC 4/25/2023	3137B3NX2	US Agency	3.300	345,000.00	351,490.86	4/25/2023	421	0.10
FHLMC Var. FHLMC 4/25/2023	3137B3NA2	US Agency	3.250	1,655,150.94	1,682,323.55	4/25/2023	421	0.46
American Honda Var. Corp 5/10/2023 -23	02665WDG3	Corporate	0.736	500,000.00	500,769.29	5/10/2023	436	0.14
Florida Power & Light Var. Corp 5/10/2023 -21	341081GD3	Corporate	0.299	500,000.00	500,000.04	5/10/2023	436	0.14
Florida Power & Light Var. Corp 5/10/2023 -21	341081GD3	Corporate	0.299	175,000.00	175,000.01	5/10/2023	436	0.05
Florida Power & Light Var. Corp 5/10/2023 -21	341081GD3	Corporate	0.299	2,300,000.00	2,300,000.18	5/10/2023	436	0.64
Treasury Var. T-Bond 7/31/2023	91282CCQ2	US Treasury	0.219	3,450,000.00	3,455,404.46	7/31/2023	518	0.95
Treasury Var. T-Bond 7/31/2023	91282CCQ2	US Treasury	0.219	800,000.00	801,253.21	7/31/2023	518	0.22
Bank of New York 3.45 8/11/2023	06406RAJ6	Corporate	0.261	825,000.00	844,207.79	8/11/2023	529	0.23
Bank of New York 3.45 8/11/2023	06406RAJ6	Corporate	0.300	200,000.00	204,656.43	8/11/2023	529	0.06
Rockwell Automation 0.35 8/15/2023-22	773903AK5	Corporate	0.374	650,000.00	639,074.89	8/15/2023	533	0.18
Rockwell Automation 0.35 8/15/2023-22	773903AK5	Corporate	0.329	500,000.00	491,596.07	8/15/2023	533	0.14
Rockwell Automation 0.35 8/15/2023-22	773903AK5	Corporate	0.337	175,000.00	172,058.62	8/15/2023	533	0.05
FNMA MBS 3.46 9/1/2023	3138L42J1	US Agency	1.937	524,468.90	533,470.28	9/1/2023	550	0.15
FNMA MBS 2.15 9/1/2023	3138LD5G4	US Agency	2.090	1,572,868.43	1,580,176.29	9/1/2023	550	0.44
American Honda Financial 0.65 9/8/2023	02665WDM0	Corporate	1.099	250,000.00	247,109.74	9/8/2023	557	0.07
Keybank National Var. Corp 1/3/2024 -23	49327M3B8	Corporate	0.387	2,000,000.00	1,997,658.88	1/3/2024	674	0.55
Keybank National Var. Corp 1/3/2024 -23	49327M3B8	Corporate	0.387	500,000.00	499,414.72	1/3/2024	674	0.14
Toyota Motor Credit Var. Corp 1/11/2024	89236THV0	Corporate	0.378	1,200,000.00	1,200,679.03	1/11/2024	682	0.33
Toyota Motor Credit Var. Corp 1/11/2024	89236THV0	Corporate	0.378	800,000.00	800,452.69	1/11/2024	682	0.22
JPMorgan Chase Var. Corp 3/16/2024 -23	46647PCA2	Corporate	0.629	875,000.00	876,366.51	3/16/2024	747	0.24
JPMorgan Chase Var. Corp 3/16/2024 -23	46647PCA2	Corporate	0.629	550,000.00	550,858.95	3/16/2024	747	0.15
JPMorgan Chase Var. Corp 3/16/2024 -23	46647PCA2	Corporate	0.629	575,000.00	575,897.99	3/16/2024	747	0.16
JPMorgan Chase Var. Corp 3/16/2024 -23	46647PCA2	Corporate	0.629	200,000.00	200,312.35	3/16/2024	747	0.06
JPMorgan Chase Var. Corp 3/16/2024 -23	46647PCA2	Corporate	0.629	500,000.00	500,780.86	3/16/2024	747	0.14
JPMorgan Chase Var. Corp 3/16/2024 -23	46647PCA2	Corporate	0.629	175,000.00	175,273.30	3/16/2024	747	0.05
Charles Schwab Var. Corp 3/18/2024 -24	808513BM6	Corporate	0.549	900,000.00	901,393.19	3/18/2024	749	0.25
Charles Schwab Var. Corp 3/18/2024 -24	808513BM6	Corporate	0.549	900,000.00	901,393.19	3/18/2024	749	0.25
Charles Schwab Var. Corp 3/18/2024 -24	808513BM6	Corporate	0.549	200,000.00	200,309.60	3/18/2024	749	0.06
Charles Schwab Var. Corp 3/18/2024 -24	808513BM6	Corporate	0.549	500,000.00	500,774.00	3/18/2024	749	0.14
Charles Schwab Var. Corp 3/18/2024 -24	808513BM6	Corporate	0.549	175,000.00	175,270.90	3/18/2024	749	0.05
FHLMC MBS 2.321 3/25/2024	3137BHCX3	US Agency	0.000	883,771.80	890,671.14	3/25/2024	756	0.25
FHLMC MBS 2.321 3/25/2024	3137BHCX3	US Agency	0.000	272,150.14	274,274.73	3/25/2024	756	0.08
Public StorageVar. Corp 4/23/2024	74460WAB3	Corporate	0.519	525,000.00	525,003.29	4/23/2024	785	0.15
Public StorageVar. Corp 4/23/2024	74460WAB3	Corporate	0.519	775,004.86	775,004.86	4/23/2024	785	0.21
Public StorageVar. Corp 4/23/2024	74460WAB3	Corporate	0.519	500,000.00	500,003.14	4/23/2024	785	0.14
Public StorageVar. Corp 4/23/2024	74460WAB3	Corporate	0.519	500,000.00	500,003.14	4/23/2024	785	0.14
FHLMC MBS 2.905 4/25/2024	3137BYPQ7	US Agency	0.560	744,205.51	757,463.46	4/25/2024	787	0.21
FHLMC MBS 3.481 4/25/2024	3137F4WY4	US Agency	0.000	167,721.16	168,202.84	4/25/2024	787	0.05
Caterpillar Financial Var. Corp 5/17/2024	14913R2M8	Corporate	0.294	2,000,000.00	2,001,113.08	5/17/2024	809	0.55
FHLMC MBS Var. FHLMC 7/25/2024	3137FQXG3	US Agency	0.441	163,940.34	164,077.97	7/25/2024	878	0.05
FHLMC MBS 2.72 8/25/2024	3137BFE80	US Agency	0.000	150,984.06	153,091.03	8/25/2024	909	0.04
Caterpillar Financial Var. Corp 9/13/2024	14913R2R7	Corporate	0.320	150,000.00	150,000.00	9/13/2024	928	0.04

Description	CUSIP/Ticker	Security Sector	YTM @ Cost	Face Amount/Shares	Market Value	Maturity Date	Days To Maturity	% of Portfolio
FHLMC MBS 3.452 9/25/2024	3137FEU99	US Agency	0.810	98,589.26	99,168.64	9/25/2024	940	0.03
John Deere Capital Var. Corp 10/11/2024	24422EUV8	Corporate	0.249	775,000.00	773,110.98	10/11/2024	956	0.21
John Deere Capital Var. Corp 10/11/2024	24422EUV8	Corporate	0.249	190,000.00	189,536.89	10/11/2024	956	0.05
Bank of America 0.779 10/24/2024-23	06051GJJ9	Corporate	0.461	1,500,000.00	1,507,913.69	10/24/2024	969	0.42
Bank of America 0.779 10/24/2024-23	06051GJJ9	Corporate	0.461	175,000.00	175,923.26	10/24/2024	969	0.05
Bank of New York Mellon Var. Corp 10/25/2024 -24	06406RAY3	Corporate	0.247	860,000.00	857,246.89	10/25/2024	970	0.24
Bank of New York Mellon Var. Corp 10/25/2024 -24	06406RAY3	Corporate	0.247	500,000.00	498,399.35	10/25/2024	970	0.14
FNMA MBS 2.96 12/1/2024	3138LLUA1	US Agency	2.645	818,784.73	822,261.83	12/1/2024	1,007	0.23
FHLMC MBS 2.827 12/25/2024	3137BKRH5	US Agency	0.629	144,675.45	146,797.46	12/25/2024	1,031	0.04
FHLMC MBS 0.344 12/25/2024	3137F32F0	US Agency	0.290	256,404.96	256,815.95	12/25/2024	1,031	0.07
GNMA MBS 2 8/20/2025	38375GG47	US Agency	1.960	158,191.40	158,747.71	8/20/2025	1,269	0.04
FHLMC MBS 3 3/15/2026	3137AFZT2	US Agency	0.226	50,743.90	50,963.86	3/15/2026	1,476	0.01
FHLMC MBS 3.5 3/15/2026	3137A7YC8	US Agency	0.252	106,286.03	108,747.01	3/15/2026	1,476	0.03
FNMA MBS 1.5 6/25/2027	3136A8A20	US Agency	0.775	213,125.08	211,945.88	6/25/2027	1,943	0.06
GNMA MBS 1.25 9/16/2027	38378HXH4	US Agency	0.725	168,362.11	167,365.20	9/16/2027	2,026	0.05
FHLMC MBS 6 1/1/2029	3132J4Q77	US Agency	6.000	1,040,371.20	1,139,219.23	1/1/2029	2,499	0.31
FNMA MBS 3.5 12/1/2029	3138ENZ36	US Agency	-0.040	1,682,230.59	1,756,645.47	12/1/2029	2,833	0.49
FNMA MBS 2.5 12/25/2030	3136A4WW5	US Agency	0.021	148,736.31	149,981.43	12/25/2030	3,222	0.04
FHLMC MBS 3 2/15/2034	3137BGB40	US Agency	0.890	1,374,632.14	1,394,915.94	2/15/2034	4,370	0.39
FRESB MBS Var. Corp 3/25/2037	30295YAB2	Corporate	2.460	392,030.43	392,230.25	3/25/2037	5,504	0.11
FRESB MBS Var. Corp 7/25/2038	30297PAF0	Corporate	3.300	232,025.45	235,210.53	7/25/2038	5,991	0.06
FRESB MBS Var. Corp 2/25/2039	30298BAE3	Corporate	2.550	145,123.21	145,526.36	2/25/2039	6,206	0.04
FRESB MBS Var. Corp 2/25/2039	30298BAE3	Corporate	2.550	137,472.52	137,954.42	2/25/2039	6,206	0.04
FRESB MBS Var. Corp 2/25/2039	30298BAE3	Corporate	2.550	94,808.83	95,072.01	2/25/2039	6,206	0.03
FHLMC Step 5/15/2039	3137BJV75	US Agency	3.594	315,642.63	319,900.96	5/15/2039	6,285	0.09
FRESB MBS Var. Corp 5/25/2039	30298LAB7	Corporate	2.390	104,829.54	104,436.09	5/25/2039	6,295	0.03
FHLMC MBS 3.5 6/15/2039	3137BBYF1	US Agency	3.413	81,168.61	81,789.35	6/15/2039	6,316	0.02
FRESB MBS Var. Corp 8/25/2039	30298WAE7	Corporate	2.390	46,391.63	46,365.05	8/25/2039	6,387	0.01
FRESB MBS Var. Corp 8/25/2039	30298WAE7	Corporate	2.390	130,009.85	129,935.47	8/25/2039	6,387	0.04
FRESB MBS Var. Corp 8/25/2039	30298WAE7	Corporate	2.390	435,815.71	435,566.03	8/25/2039	6,387	0.12
FHLMC MBS 3 1/15/2040	3137BA3T7	US Agency	0.920	286,807.18	288,628.49	1/15/2040	6,530	0.08
FHLMC MBS 3 6/15/2040	3137BDXX9	US Agency	0.574	107,177.45	107,533.11	6/15/2040	6,682	0.03
FNMA MBS 1.5 6/25/2040	3136BAFH2	US Agency	1.470	402,783.22	394,040.13	6/25/2040	6,692	0.11
GNMA MBS Var. GNMA 2/20/2041	38379WM74	US Agency	1.758	345,002.48	355,276.52	2/20/2041	6,932	0.10
FHLMC MBS 1.75 5/15/2041	3137AXR88	US Agency	0.266	132,222.16	130,750.42	5/15/2041	7,016	0.04
FHLMC MBS 1.75 5/15/2041	3137AXR88	US Agency	1.817	229,951.60	227,392.05	5/15/2041	7,016	0.06
FNMA MBS 2 10/25/2041	3136A9KS6	US Agency	0.590	279,322.46	278,481.50	10/25/2041	7,179	0.08
FHLMC MBS 1 1/25/2043	3137H0HY7	US Agency	0.276	462,265.79	459,308.12	1/25/2043	7,636	0.13
FHLMC MBS 1 1/25/2043	3137H0HY7	US Agency	0.297	179,075.94	177,930.18	1/25/2043	7,636	0.05
FNMA MBS 2.25 6/25/2044	3136AMHV4	US Agency	1.220	455,955.99	454,439.21	6/25/2044	8,153	0.13
FHLMC MBS 2.951 11/25/2044	3137FCM35	US Agency	0.000	92,594.45	93,669.05	11/25/2044	8,306	0.03
FHLMC MBS 2.951 11/25/2044	3137FCM35	US Agency	-0.110	509,858.48	515,775.60	11/25/2044	8,306	0.14
FHLMC MBS 3 10/15/2045	3137F3TU8	US Agency	2.842	887,951.30	898,450.35	10/15/2045	8,630	0.25
FHLMC MBS 3 10/15/2045	3137F3TU8	US Agency	1.172	216,771.39	219,334.47	10/15/2045	8,630	0.06
GNMA MBS Var. GNMA 12/16/2047	38378N5Q2	US Agency	2.750	290,225.96	290,627.37	12/16/2047	9,422	0.08
GNMA MBS Var. GNMA 12/16/2047	38378N5Q2	US Agency	2.750	166,956.42	167,187.34	12/16/2047	9,422	0.05
GNMA MBS 1 1/20/2050	38383AUP7	US Agency	2.840	1,502,702.97	1,438,222.29	1/20/2050	10,188	0.40
GNMA MBS 2.4 9/16/2050	38379U4F0	US Agency	1.560	412,283.33	409,132.66	9/16/2050	10,427	0.11
GNMA MBS 2.85 8/16/2054	38378XUC3	US Agency	2.850	127,249.79	127,726.21	8/16/2054	11,857	0.04
FNMA MBS 0.25 9/25/2061	3136BGXY2	US Agency	0.250	1,442,277.55	1,439,102.81	9/25/2061	14,454	0.40

Description	CUSIP/Ticker	Security Sector	YTM @ Cost	Face Amount/Shares	Market Value	Maturity Date	Days To Maturity	% of Portfolio
FNMA MBS 0.25 9/25/2061	3136BGXY2	US Agency	0.384	352,944.06	352,167.16	9/25/2061	14,454	0.10
Sub Total / Average External Manager William Blair			0.579	140,652,205.38	140,939,138.59		1,078	38.94
External Manager William Blair - APRA								
FMW ARPA - MM	CASH0349	Money Market	0.030	2,439,078.06	2,439,078.06	N/A	1	0.67
FMW ARPA - Fixed MM	MM0349	Money Market	1.590	49,606,577.96	49,606,577.96	N/A	1	13.70
Sub Total / Average External Manager William Blair - APRA			1.517	52,045,656.02	52,045,656.02		1	14.38
Internal Fifth Third Securities								
Fifth Third Securities MM	MM6281	Money Market	0.030	0.06	0.06	N/A	1	0.00
Wil County School District 0 11/1/2022	969078SP0	Municipal	2.900	475,000.00	473,869.50	11/1/2022	246	0.13
Bank of America Var. Corp 3/5/2024 -23	06051GHF9	Corporate	3.550	5,000,000.00	5,149,000.00	3/5/2024	736	1.42
Bank of America Var. Corp 3/5/2024 -23	06051GHF9	Corporate	3.550	3,000,000.00	3,089,400.00	3/5/2024	736	0.85
CitiGroup Global Markets Step 8/30/2024-22	17329QC32	Corporate	0.833	5,000,000.00	4,753,500.00	8/30/2024	914	1.31
Goldman Sachs 0.8 8/31/2024	38150AHK4	Corporate	0.800	2,000,000.00	1,919,740.00	8/31/2024	915	0.53
Sub Total / Average Internal Fifth Third Securities			2.347	16,475,000.06	15,385,609.56		798	4.25
Internal Liquid Assets								
First Secure Community Bank MM	MM2710	Money Market	0.200	2,007,794.98	2,007,794.98	N/A	1	0.55
AssociatedBank MM	MM9180	Money Market	0.100	5,001,729.06	5,001,729.06	N/A	1	1.38
Busey Bank MM	MM7425	Money Market	0.030	15,005,858.22	15,005,858.22	N/A	1	4.15
Providence Bank & Trust MM	MM0203	Money Market	0.150	2,003,998.31	2,003,998.31	N/A	1	0.55
PeopleFirst Bank MM	MM7380	Money Market	0.400	8,036,102.64	8,036,102.64	N/A	1	2.22
PNC Bank MM	MM1355	Money Market	0.010	8,001,081.17	8,001,081.17	N/A	1	2.21
Republic Bank MM	MM2085	Money Market	0.080	4,001,736.58	4,001,736.58	N/A	1	1.11
MAXSAFE Bank MM	MM2144	Money Market	0.110	1,000,338.54	1,000,338.54	N/A	1	0.28
PeopleFirst Bank MM	MM4000	Money Market	0.400	9,074,194.07	9,074,194.07	N/A	1	2.51
Fifth Third Bank MM	MM9997	Money Market	0.050	4,107,992.44	4,107,992.44	N/A	1	1.13
First Secure Bank & Trust MM	MM1532	Money Market	0.200	5,001,810.80	5,001,810.80	N/A	1	1.38
First Secure Bank & Trust MM	MM1540	Money Market	0.200	3,001,076.48	3,001,076.48	N/A	1	0.83
AssociatedBank MM	MM3569	Money Market	0.100	4,104,681.19	4,104,681.19	N/A	1	1.13
IMET Restricted LGIP	LGIP0468B	Local Government Investment Pool	0.000	207,970.48	207,970.48	N/A	1	0.06
Old Second Bank MM	MM7457	Money Market	0.150	7,107,774.05	7,107,774.05	N/A	1	1.96
Providence Bank & Trust MM	MM0195	Money Market	0.150	7,111,332.55	7,111,332.55	N/A	1	1.96
Old Second Bank MM	MM4914	Money Market	0.100	6,002,105.98	6,002,105.98	N/A	1	1.66
Old Plank Trail MM	MM1766	Money Market	0.110	2,204,447.75	2,204,447.75	N/A	1	0.61
First Secure Community Bank MM	MM2870	Money Market	0.200	6,019,129.50	6,019,129.50	N/A	1	1.66
Fifth Third Bank MM	MM9989	Money Market	0.050	8,011,293.60	8,011,293.60	N/A	1	2.21
Busey Bank MM	MM7433	Money Market	0.030	1,102,646.96	1,102,646.96	N/A	1	0.30
Republic Bank MM	MM3495	Money Market	0.100	5,208,749.72	5,208,749.72	N/A	1	1.44
Sub Total / Average Internal Liquid Assets			0.144	113,323,845.07	113,323,845.07		1	31.31
Internal Stifel								
Wil County School District 2.2 10/1/2022	968717SD1	Municipal	2.201	200,000.00	201,148.00	10/1/2022	215	0.06
Sub Total / Average Internal Stifel			2.201	200,000.00	201,148.00		215	0.06
Total / Average			0.781	362,044,667.40	361,973,526.08		621	100