
**TIM BROPHY
WILL COUNTY TREASURER
EX-OFFICIO COUNTY COLLECTOR
MONTHLY REPORT
December 31, 2021**

WILL COUNTY CLERK
WILL COUNTY ILLINOIS
2022 FEB -1 AM 10:39

FILED



Tim Brophy
 Will County Treasurer
 Monthly Report
 December 31, 2021



COMPLIANCE | This report is prepared for the Will County Board pursuant to Illinois Counties Code regarding the monthly report of investments and deposits (55 ILCS 5-3-11007). The code states that "on the twenty-eighth day of each month, the county treasurer shall publish a report disclosing the investments and deposits of county moneys as of the first day of that month." This report shall be transmitted to each member of the county board, and the report shall be a public record.

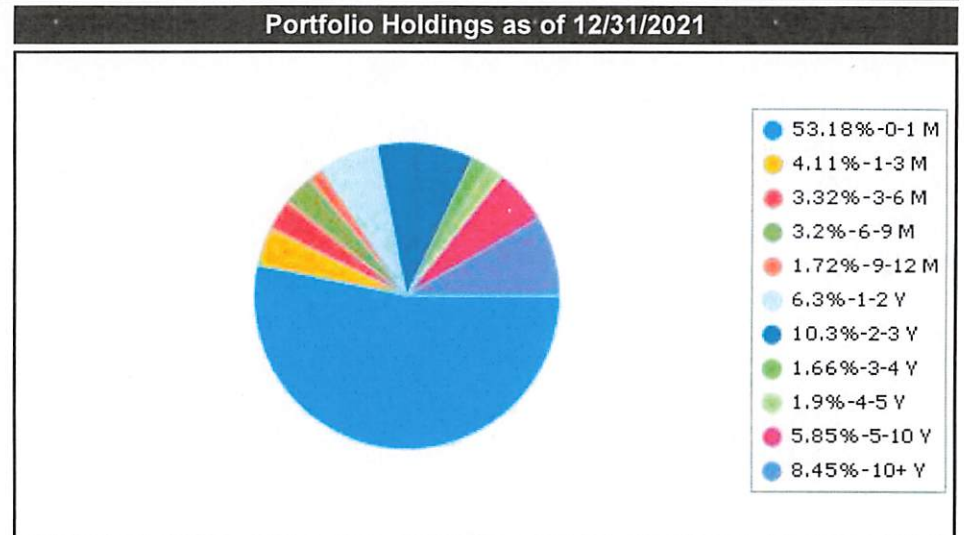
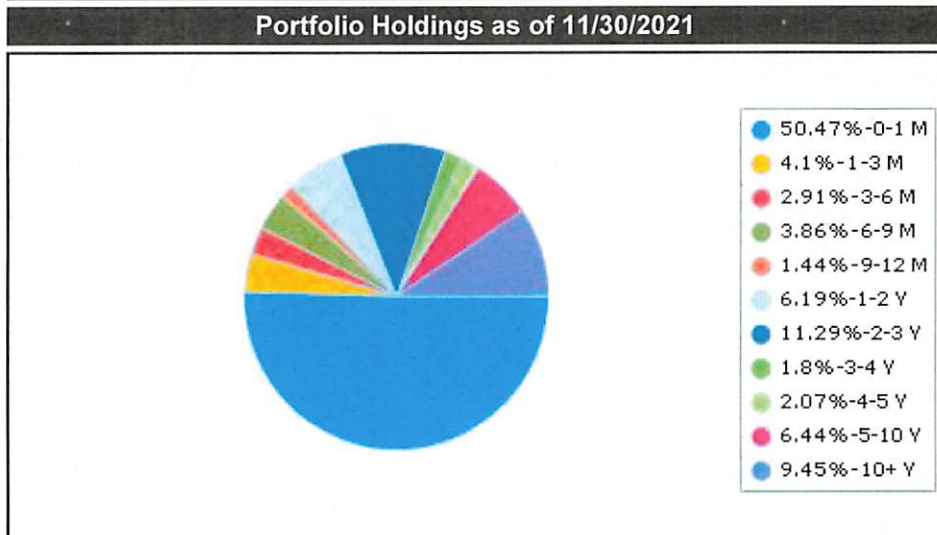
Fund Name	Face Amount/Shares	Market Value	Book Value	% of Portfolio	YTM @ Cost	Days To Maturity
External Manager First Midwest Bank	12,010,018.58	11,889,871.58	12,011,760.66	3.66	0.30	650
External Manager UBS	28,219,992.08	28,877,084.29	28,703,076.63	8.73	2.04	1,568
External Manager William Blair	111,138,188.79	114,530,692.62	114,232,342.06	34.76	0.90	2,194
External Manager William Blair - APRA	49,842,616.23	49,842,616.23	49,842,616.23	15.17	0.67	1
Internal Fifth Third Securities	12,475,001.43	12,501,170.93	12,672,394.03	3.86	2.02	876
Internal Liquid Assets	110,296,554.97	110,296,554.97	110,296,554.97	33.56	0.14	1
Internal Stifel	200,000.00	201,148.00	199,999.43	0.06	2.20	274
Internal UBS	655,000.00	655,000.00	668,002.73	0.20	2.87	366
Total / Average	324,837,372.08	328,794,138.62	328,626,746.74	100.00	0.74	959



Will County Distribution by Maturity Range - Market Value All Portfolios

Begin Date: 11/30/2021, End Date: 12/31/2021

Maturity Range Allocation				
Maturity Range	Market Value 11/30/2021	% of Portfolio 11/30/2021	Market Value 12/31/2021	% of Portfolio 12/31/2021
0-1 Month	154,009,659.31	50.47	174,867,344.58	53.18
1-3 Months	12,508,864.28	4.10	13,525,234.06	4.11
3-6 Months	8,866,424.04	2.91	10,904,673.29	3.32
6-9 Months	11,783,040.73	3.86	10,510,562.83	3.20
9-12 Months	4,379,989.53	1.44	5,655,037.26	1.72
1-2 Years	18,877,848.40	6.19	20,718,717.40	6.30
2-3 Years	34,444,318.14	11.29	33,858,512.63	10.30
3-4 Years	5,483,864.07	1.80	5,473,081.34	1.66
4-5 Years	6,307,907.11	2.07	6,245,185.09	1.90
5-10 Years	19,651,963.96	6.44	19,247,395.92	5.85
10+ Years	28,834,116.62	9.45	27,788,394.22	8.45
Total / Average	305,147,996.19	100.00	328,794,138.62	100.00





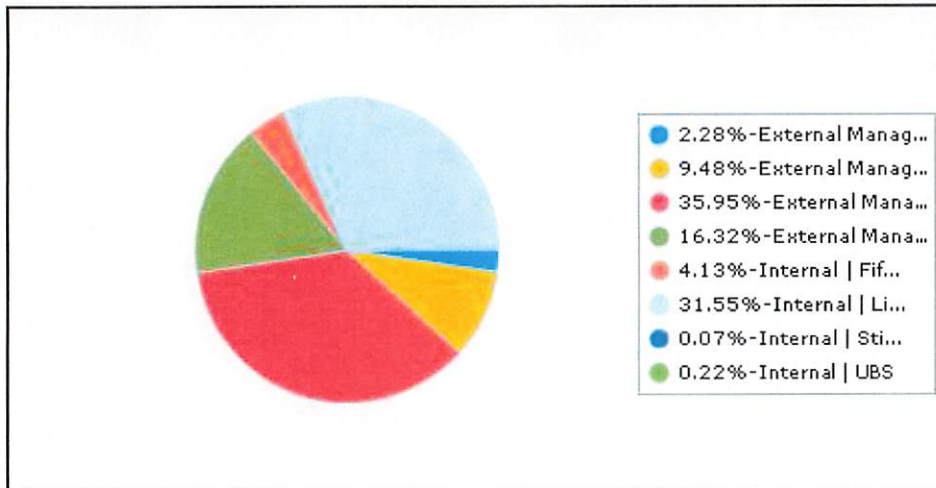
Will County Distribution by Main Fund - Market Value All Portfolios

Begin Date: 11/30/2021, End Date: 12/31/2021

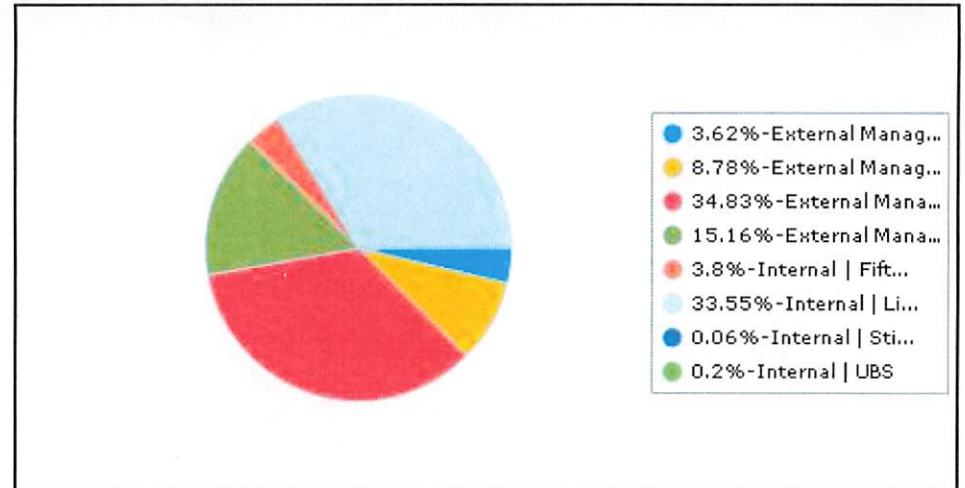
Main Fund Allocation

Main Fund	Market Value 11/30/2021	% of Portfolio 11/30/2021	Market Value 12/31/2021	% of Portfolio 12/31/2021
External Manager First Midwest Bank	6,952,665.58	2.28	11,889,871.58	3.62
External Manager UBS	28,915,511.02	9.48	28,877,084.29	8.78
External Manager William Blair	109,709,541.79	35.95	114,530,692.62	34.83
External Manager William Blair - APRA	49,811,942.25	16.32	49,842,616.23	15.16
Internal Fifth Third Securities	12,615,011.43	4.13	12,501,170.93	3.80
Internal Liquid Assets	96,284,070.37	31.55	110,296,554.97	33.55
Internal Stifel	201,732.00	0.07	201,148.00	0.06
Internal UBS	657,521.75	0.22	655,000.00	0.20
Total / Average	305,147,996.19	100.00	328,794,138.62	100.00

Portfolio Holdings as of 11/30/2021



Portfolio Holdings as of 12/31/2021



Will County
Portfolio Holdings
Investment Portfolio | by Main Fund
Report Format: By Transaction
Group By: Main Fund
Average By: Market Value
Portfolio / Report Group: All Portfolios
As of 12/31/2021

Description	CUSIP/Ticker	Security Sector	YTM @ Cost	Face Amount/Shares	Market Value	Maturity Date	Days To Maturity	% of Portfolio
External Manager First Midwest Bank								
First Midwest Bank MM	MM0334	Money Market	0.030	5,110,018.58	5,110,018.58	N/A	1	1.55
Treasury Var. T-Bond 1/31/2022	912828Z45-1	US Treasury	0.206	500,000.00	500,075.00	1/31/2022	31	0.15
T-Note 0.125 5/31/2022	912828ZR4	US Treasury	0.139	300,000.00	299,958.00	5/31/2022	151	0.09
Qualcomm Inc Var. Corp 1/30/2023	747525AS2	Corporate	0.868	300,000.00	301,779.00	1/30/2023	395	0.09
Goldman Sachs GroupVar. Corp 2/23/2023 -22	38141GWU4	Corporate	0.987	300,000.00	301,251.00	2/23/2023	419	0.09
T-Note 0.25 6/15/2023	912828ZU7	US Treasury	0.152	500,000.00	497,735.00	6/15/2023	531	0.15
T-Note 0.125 8/15/2023	91282CAF8	US Treasury	0.157	500,000.00	495,980.00	8/15/2023	592	0.15
Glaxosmithkline Capital 0.534 10/1/2023-22	377373AL9-2	Corporate	0.432	300,000.00	298,830.00	10/1/2023	639	0.09
John Deere Capital 0.45 1/17/2024	24422EVN6	Corporate	0.426	300,000.00	297,093.00	1/17/2024	747	0.09
Charles Schwab 0.75 3/18/2024-24	808513BN4	Corporate	0.516	300,000.00	298,659.00	3/18/2024	808	0.09
United Health Group 0.55 5/15/2024-22	91324PEB4	Corporate	0.483	500,000.00	496,015.00	5/15/2024	866	0.15
Caterpillar Financial 0.45 5/17/2024	14913R2L0	Corporate	0.338	300,000.00	296,283.00	5/17/2024	868	0.09
T-Note 0.25 7/31/2025	91282CAB7	US Treasury	0.276	500,000.00	485,080.00	7/31/2025	1,308	0.15
T-Note 0.75 3/31/2026	91282CBT7	US Treasury	0.866	300,000.00	294,330.00	3/31/2026	1,551	0.09
T-Note 1.125 10/31/2026	91282CDG3	US Treasury	1.181	500,000.00	496,800.00	10/31/2026	1,765	0.15
T-Note 0.5 6/30/2027	91282ZV5	US Treasury	0.454	500,000.00	478,555.00	6/30/2027	2,007	0.15
T-Note 0.375 7/31/2027	91282CAD3	US Treasury	0.460	500,000.00	475,020.00	7/31/2027	2,038	0.14
T-Note 0.625 8/15/2030	91282CAE1	US Treasury	0.692	500,000.00	466,410.00	8/15/2030	3,149	0.14
Sub Total / Average External Manager First Midwest Bank			0.294	12,010,018.58	11,889,871.58		637	3.62
External Manager UBS								
UBS Financial MM	MM2916	Money Market	0.010	114,992.08	114,992.08	N/A	1	0.03
Target Corp Note Call 2.9 1/15/2022	87612EAZ9	Corporate	2.470	942,000.00	942,763.02	1/15/2022	15	0.29
Merck & Co 2.35 2/10/2022-17	58933YQAQ8	Corporate	2.188	200,000.00	200,456.00	2/10/2022	41	0.06
United Health Group 2.875 3/15/2022-21	91324PBV3	Corporate	2.642	850,000.00	851,674.50	3/15/2022	74	0.26
BB&T Corporation 3.05 6/20/2022-22	05531FBG7-2	Corporate	0.358	175,000.00	176,716.75	6/20/2022	171	0.05
United Health Group 3.35 7/15/2022	91324PCN0	Corporate	2.794	850,000.00	863,668.00	7/15/2022	196	0.26
Wells Fargo 2.625 7/22/2022	95000U2B8	Corporate	3.635	110,000.00	111,359.60	7/22/2022	203	0.03
Gilead Sciences 3.25 9/1/2022-19	375558BC6	Corporate	3.337	500,000.00	506,740.00	9/1/2022	244	0.15
JPMorgan Chase 3.25 9/23/2022	46625HJE1	Corporate	3.511	150,000.00	153,009.00	9/23/2022	266	0.05
IBM 2.875 11/9/2022-22	459200JC6	Corporate	2.936	200,000.00	203,954.00	11/9/2022	313	0.06

Description	CUSIP/Ticker	Security Sector	YTM @ Cost	Face Amount/Shares	Market Value	Maturity Date	Days To Maturity	% of Portfolio
Bank of America 3.3 1/11/2023	06051GEU9	Corporate	3.863	550,000.00	565,092.00	1/11/2023	376	0.17
Bank of America 3.3 1/11/2023	06051GEU9	Corporate	2.991	300,000.00	308,232.00	1/11/2023	376	0.09
Goldman Sachs Group 3.625 1/22/2023-19	38141GRD8	Corporate	2.574	320,000.00	329,574.40	1/22/2023	387	0.10
Goldman Sachs Group 3.625 1/22/2023-19	38141GRD8	Corporate	2.201	530,000.00	545,857.60	1/22/2023	387	0.17
T-Note 1.75 1/31/2023	912828P38	US Treasury	2.352	245,000.00	248,434.90	1/31/2023	396	0.08
Wells Fargo 3.45 2/13/2023	94974BFJ4	Corporate	3.403	850,000.00	874,590.50	2/13/2023	409	0.27
T-Note 2.5 3/31/2023	9128284D9	US Treasury	2.252	450,000.00	461,110.50	3/31/2023	455	0.14
FHLB 2.25 12/8/2023	3130A3VC5	US Agency	1.460	840,000.00	864,561.60	12/8/2023	707	0.26
Caterpillar Inc 3.4 5/15/2024-24	149123CC3	Corporate	0.616	800,000.00	839,800.00	5/15/2024	866	0.26
Amgen Inc 3.625 5/22/2024-24	031162BV1	Corporate	2.228	35,000.00	36,867.95	5/22/2024	873	0.01
Amgen Inc 3.625 5/22/2024-24	031162BV1	Corporate	2.223	250,000.00	263,342.50	5/22/2024	873	0.08
Credit Suisse NY 3.625 9/9/2024	22546QAP2	Corporate	3.415	850,000.00	901,544.00	9/9/2024	983	0.27
Aflac inc 3.625 11/15/2024	001055AM4	Corporate	3.179	500,000.00	534,000.00	11/15/2024	1,050	0.16
JPMorgan 3.125 1/23/2025-24	46625HKC3	Corporate	2.695	850,000.00	892,840.00	1/23/2025	1,119	0.27
Microsoft Corp 2.7 2/12/2025-24	594918BB9	Corporate	2.303	500,000.00	523,660.00	2/12/2025	1,139	0.16
FHLB 0.5 3/10/2025-21	3130ALDZ4	US Agency	0.544	710,000.00	696,928.90	3/10/2025	1,165	0.21
CME Group 3 3/15/2025-24	12572QAG0	Corporate	2.901	300,000.00	315,042.00	3/15/2025	1,170	0.10
CME Group 3 3/15/2025-24	12572QAG0	Corporate	2.846	400,000.00	420,056.00	3/15/2025	1,170	0.13
CME Group 3 3/15/2025-24	12572QAG0	Corporate	2.849	239,000.00	250,983.46	3/15/2025	1,170	0.08
Intel Corp 3.7 7/29/2025-25	458140AS9	Corporate	0.951	250,000.00	269,870.00	7/29/2025	1,306	0.08
Comcast 3.375 8/15/2025-25	20030NBN0	Corporate	1.331	122,000.00	130,442.40	8/15/2025	1,323	0.04
Microsft Corp 3.125 11/3/2025-25	594918BJ2	Corporate	2.745	889,000.00	948,758.58	11/3/2025	1,403	0.29
MetLife Inc 3.6 11/13/2025-25	59156RBQ0	Corporate	2.971	500,000.00	539,420.00	11/13/2025	1,413	0.16
Kimberly Clark Corp 2.75 2/15/2026	494368BU6	Corporate	2.713	260,000.00	275,012.40	2/15/2026	1,507	0.08
Kimberly Clark Corp 2.75 2/15/2026	494368BU6	Corporate	2.934	100,000.00	105,774.00	2/15/2026	1,507	0.03
Kimberly Clark Corp 2.75 2/15/2026	494368BU6	Corporate	2.934	100,000.00	105,774.00	2/15/2026	1,507	0.03
JPMorgan Chase 3.3 4/1/2026-26	46625HQW3	Corporate	1.176	850,000.00	906,457.00	4/1/2026	1,552	0.28
Hawaii State 3 5/1/2026	419792RD0	Municipal	2.160	235,000.00	259,440.00	5/1/2026	1,582	0.08
Bank of New York 2.8 5/4/2026	06406FAC7	Corporate	2.358	535,000.00	560,824.45	5/4/2026	1,585	0.17
Oracle Corporation 2.65 7/15/2026-26	68389XBM6	Corporate	2.539	450,000.00	462,708.00	7/15/2026	1,657	0.14
FHLB 0.6 7/28/2026-22	3130AKNS1	US Agency	0.600	1,100,000.00	1,072,588.00	7/28/2026	1,670	0.33
FFCB 2.4 9/1/2026	3133EHVV1	US Agency	1.643	230,000.00	241,704.70	9/1/2026	1,705	0.07
IBM 3.3 1/27/2027-26	459200JR3	Corporate	1.398	450,000.00	482,818.50	1/27/2027	1,853	0.15
John Deere 1.75 3/9/2027	24422EVF3	Corporate	1.589	350,000.00	352,611.00	3/9/2027	1,894	0.11
Truist Financial Corporation 1.125 8/3/2027-27	89788MAC6	Corporate	1.495	250,000.00	241,855.00	8/3/2027	2,041	0.07
FNMA 0.75 9/30/2027-22	3136G44D2	US Agency	0.750	435,000.00	421,158.30	9/30/2027	2,099	0.13
Baker Hughes 3.337 12/15/2027-27	05723KAE0	Corporate	2.630	450,000.00	479,974.50	12/15/2027	2,175	0.15
Baker Hughes 3.337 12/15/2027-27	05723KAE0	Corporate	1.954	6,000.00	6,399.66	12/15/2027	2,175	0.00
Merck & Company Inc 6.4 3/1/2028-98	589331AD9	Corporate	1.844	105,000.00	131,979.75	3/1/2028	2,252	0.04
FFCB 2.86 4/24/2028	3133EKJD9	US Agency	0.844	200,000.00	216,884.00	4/24/2028	2,306	0.07
FHLMC 1.02 10/27/2028-21	3134GWYU4	US Agency	1.030	210,000.00	201,938.10	10/27/2028	2,492	0.06

Description	CUSIP/Ticker	Security Sector	YTM @ Cost	Face Amount/Shares	Market Value	Maturity Date	Days To Maturity	% of Portfolio
FFCB 2.05 1/23/2029	3133ELJR6	US Agency	1.002	425,000.00	441,077.75	1/23/2029	2,580	0.13
PNC Financial Services 3.45 4/23/2029-29	693475AW5	Corporate	2.591	500,000.00	544,895.00	4/23/2029	2,670	0.17
Federal Realty 3.2 6/15/2029-29	313747AZ0	Corporate	2.326	200,000.00	210,794.00	6/15/2029	2,723	0.06
FFCB 1.14 8/20/2029-21	3133EL4P6	US Agency	1.155	250,000.00	240,187.50	8/20/2029	2,789	0.07
FHLB 1.22 9/14/2029-21	3130AK3W4	US Agency	1.220	65,000.00	62,535.20	9/14/2029	2,814	0.02
FFCB 1.68 4/29/2030-21	3133ELXP4	US Agency	1.680	1,000,000.00	982,770.00	4/29/2030	3,041	0.30
FFCB 1.68 4/29/2030-21	3133ELXP4	US Agency	1.685	850,000.00	835,354.50	4/29/2030	3,041	0.25
FFCB 1.68 4/29/2030-21	3133ELXP4	US Agency	1.639	32,000.00	31,448.64	4/29/2030	3,041	0.01
FFCB 1.15 6/24/2030-25	3133ELN42	US Agency	1.177	600,000.00	577,494.00	6/24/2030	3,097	0.18
FHLMC 1.375 7/15/2030-21	3134GV5A2	US Agency	1.375	850,000.00	824,882.50	7/15/2030	3,118	0.25
FHLMC 1.3 10/14/2031	3134GWYH3	US Agency	1.320	400,000.00	382,996.00	10/14/2031	3,574	0.12
FFCB 2.06 2/5/2032	3133ELLV4	US Agency	0.955	360,000.00	369,975.60	2/5/2032	3,688	0.11
FHLMC 1.45 9/1/2032-21	3134GWF43	US Agency	1.468	500,000.00	480,165.00	9/1/2032	3,897	0.15
FFCB 2.02 7/2/2040-21	3133ELR22	US Agency	2.017	500,000.00	480,265.00	7/2/2040	6,758	0.15
Sub Total / Average External Manager UBS			2.066	28,219,992.08	28,877,084.29		1,546	8.78
External Manager William Blair								
William Blair Federated MM	MM6011	Money Market	0.000	4,509,411.56	4,509,411.56	N/A	1	1.37
T-Bill 0 1/13/2022	912796K73	US Treasury	0.035	1,650,000.00	1,649,993.12	1/13/2022	13	0.50
T-Bill 0 1/13/2022	912796K73	US Treasury	0.020	1,150,000.00	1,149,995.20	1/13/2022	13	0.35
T-Note 2.5 1/15/2022	9128285V8	US Treasury	0.103	1,250,000.00	1,250,998.39	1/15/2022	15	0.38
Treasury Var. T-Bond 1/31/2022	912828Z45-2	US Treasury	0.209	1,500,000.00	1,500,209.04	1/31/2022	31	0.46
Treasury Var. T-Bond 1/31/2022	912828Z45-2	US Treasury	0.209	1,950,000.00	1,950,271.75	1/31/2022	31	0.59
Keybank National MBS Var. Corp 2/1/2022	49327M2Y9	Corporate	0.794	250,000.00	250,109.91	2/1/2022	32	0.08
Microsoft Corp 2.4 2/6/2022-22	594918BW3	Corporate	1.642	1,725,000.00	1,725,209.35	2/6/2022	37	0.52
Microsoft Corp 2.4 2/6/2022-22	594918BW3	Corporate	1.574	25,000.00	25,003.03	2/6/2022	37	0.01
Microsoft Corp 2.4 2/6/2022-22	594918BW3	Corporate	0.257	250,000.00	250,030.34	2/6/2022	37	0.08
American Honda Financial Var. Corp 2/15/2022	02665WDE8	Corporate	0.581	2,200,000.00	2,200,960.37	2/15/2022	46	0.67
Home Depot Var. Corp 3/1/2022	437076BU5	Corporate	0.481	421,000.00	421,130.85	3/1/2022	60	0.13
Home Depot Var. Corp 3/1/2022	437076BU5	Corporate	0.481	75,000.00	75,023.31	3/1/2022	60	0.02
American Express Var. Corp 3/3/2022 -22	0258M0EH8	Corporate	0.875	200,000.00	200,048.24	3/3/2022	62	0.06
American Express Var. Corp 3/3/2022 -22	0258M0EH8	Corporate	0.875	125,000.00	125,030.15	3/3/2022	62	0.04
John Deere Capital Var. Corp 3/7/2022	24422EUS6	Corporate	0.568	525,000.00	525,307.50	3/7/2022	66	0.16
T-Bill 0 3/17/2022	912796N21	US Treasury	0.044	1,650,000.00	1,649,815.15	3/17/2022	76	0.50
T-Bill 0 3/17/2022	912796N21	US Treasury	0.048	250,000.00	249,971.99	3/17/2022	76	0.08
T-Bill 0 3/17/2022	912796N21	US Treasury	0.041	825,000.00	824,907.58	3/17/2022	76	0.25
T-Bill 0 4/21/2022	912796G45	US Treasury	0.049	1,650,000.00	1,649,634.94	4/21/2022	111	0.50
T-Bill 0 4/21/2022	912796G45	US Treasury	0.062	825,000.00	824,817.47	4/21/2022	111	0.25
Manufacturer Traders MBS Var. Corp 5/18/2022	55279HAM2	Corporate	0.751	805,000.00	806,617.52	5/18/2022	138	0.25
Manufacturer Traders MBS Var. Corp 5/18/2022	55279HAM2	Corporate	0.751	1,450,000.00	1,452,913.54	5/18/2022	138	0.44
FHLMC MBS 2.373 5/25/2022	3137ATRW4	US Agency	0.308	641,023.29	643,174.63	5/25/2022	145	0.20

Description	CUSIP/Ticker	Security Sector	YTM @ Cost	Face Amount/Shares	Market Value	Maturity Date	Days To Maturity	% of Portfolio
FHLMC MBS 2.373 5/25/2022	3137ATRW4	US Agency	0.000	436,718.98	438,184.65	5/25/2022	145	0.13
FHLMC MBS 2.373 5/25/2022	3137ATRW4	US Agency	-0.450	427,380.56	428,814.89	5/25/2022	145	0.13
Truist Financial 3.05 6/20/2022-22	05531FBG7-1	Corporate	0.366	2,000,000.00	2,019,611.98	6/20/2022	171	0.61
Truist Financial 3.05 6/20/2022-22	05531FBG7-1	Corporate	0.445	200,000.00	201,961.20	6/20/2022	171	0.06
FHLMC MBS 2.396 6/25/2022	3137AUPE3	US Agency	0.120	528,027.43	530,963.37	6/25/2022	176	0.16
FHLMC MBS 2.396 6/25/2022	3137AUPE3	US Agency	0.062	479,312.75	481,977.82	6/25/2022	176	0.15
FHLMC MBS 2.396 6/25/2022	3137AUPE3	US Agency	-0.040	360,111.95	362,114.24	6/25/2022	176	0.11
FHLMC MBS 2.396 6/25/2022	3137AUPE3	US Agency	-0.040	583,965.33	587,212.29	6/25/2022	176	0.18
T-Bill 0 7/14/2022	912796K57	US Treasury	0.076	1,650,000.00	1,648,414.53	7/14/2022	195	0.50
FHLMC MBS 2.355 7/25/2022	3137AVXN2	US Agency	0.028	350,806.94	353,494.29	7/25/2022	206	0.11
FHLMC MBS 2.355 7/25/2022	3137AVXN2	US Agency	0.028	543,346.78	547,509.09	7/25/2022	206	0.17
FHLMC MBS 6 8/1/2022	3128MBLD7	US Agency	1.520	9,095.40	9,166.73	8/1/2022	213	0.00
Phillip Morris 2.375 8/17/2022-22	718172CA5	Corporate	0.904	1,750,000.00	1,767,097.26	8/17/2022	229	0.54
FHLMC MBS 3.09 8/25/2022	3137BM6P6	US Agency	0.004	1,517,814.38	1,531,028.93	8/25/2022	237	0.47
FHLMC MBS 2.307 8/25/2022	3137AWQH1	US Agency	0.100	1,075,000.00	1,084,735.20	8/25/2022	237	0.33
FHLMC MBS 2.307 8/25/2022	3137AWQH1	US Agency	0.080	605,000.00	610,478.88	8/25/2022	237	0.19
T-Note 0.125 8/31/2022	91282CAG6	US Treasury	0.078	1,325,000.00	1,323,861.32	8/31/2022	243	0.40
FHLMC MBS 2.682 10/25/2022	3137AYCE9	US Agency	0.250	1,490,031.87	1,509,628.17	10/25/2022	298	0.46
FHLMC MBS 2.51 11/25/2022	3137B1BS0	US Agency	0.662	1,165,000.00	1,180,871.73	11/25/2022	329	0.36
FHLMC MBS 2.51 11/25/2022	3137B1BS0	US Agency	0.116	195,000.00	197,656.64	11/25/2022	329	0.06
FHLMC MBS 2.51 11/25/2022	3137B1BS0	US Agency	0.116	130,000.00	131,771.09	11/25/2022	329	0.04
FHLMC MBS 2.51 11/25/2022	3137B1BS0	US Agency	0.290	510,000.00	516,948.14	11/25/2022	329	0.16
FNMA MBS 2.16 1/1/2023	3138L2M87	US Agency	0.830	578,439.16	584,189.99	1/1/2023	366	0.18
Bank of America Var. Corp 1/20/2023 -22	06051GGH6	Corporate	1.292	696,000.00	695,135.31	1/20/2023	385	0.21
PNC Bank PA 2.95 1/30/2023-22	69349LAK4	Corporate	0.424	325,000.00	332,282.14	1/30/2023	395	0.10
Treasury Var. T-Note 1/31/2023	91282CBK6	US Treasury	0.104	500,000.00	500,192.98	1/31/2023	396	0.15
Treasury Var. T-Note 1/31/2023	91282CBK6	US Treasury	0.104	4,250,000.00	4,251,640.29	1/31/2023	396	1.29
FHLMC MBS 3.111 2/25/2023	3137B2HN3	US Agency	0.150	1,486,169.26	1,518,275.72	2/25/2023	421	0.46
FHLMC MBS 3.111 2/25/2023	3137B2HN3	US Agency	0.243	460,000.00	469,937.61	2/25/2023	421	0.14
FHLMC MBS 3.32 2/25/2023	3137B36J2	US Agency	0.268	672,379.27	689,111.76	2/25/2023	421	0.21
FHLMC MBS 3.32 2/25/2023	3137B36J2	US Agency	0.268	547,225.07	560,843.04	2/25/2023	421	0.17
Florida Power & Light Var. Corp 5/10/2023 -21	341081GD3	Corporate	0.300	2,300,000.00	2,293,339.27	5/10/2023	495	0.70
Bank of New York 3.45 8/11/2023	06406RAJ6	Corporate	0.261	825,000.00	859,659.64	8/11/2023	588	0.26
Bank of New York 3.45 8/11/2023	06406RAJ6	Corporate	0.300	200,000.00	208,402.34	8/11/2023	588	0.06
Rockwell Automation 0.35 8/15/2023-22	773903AK5	Corporate	0.374	650,000.00	645,771.95	8/15/2023	592	0.20
FNMA MBS 2.15 9/1/2023	3138LD5G4	US Agency	2.090	1,578,243.15	1,601,096.85	9/1/2023	609	0.49
Keybank National Var. Corp 1/3/2024 -23	49327M3B8	Corporate	0.386	2,000,000.00	1,997,974.06	1/3/2024	733	0.61
Toyota Motor Credit Var. Corp 1/11/2024	89236THV0	Corporate	0.377	1,200,000.00	1,199,583.37	1/11/2024	741	0.36
Toyota Motor Credit Var. Corp 1/11/2024	89236THV0	Corporate	0.377	800,000.00	799,722.25	1/11/2024	741	0.24
JPMorgan Chase Var. Corp 3/16/2024 -23	46647PCA2	Corporate	0.629	550,000.00	550,868.77	3/16/2024	806	0.17
JPMorgan Chase Var. Corp 3/16/2024 -23	46647PCA2	Corporate	0.629	875,000.00	876,382.13	3/16/2024	806	0.27

Description	CUSIP/Ticker	Security Sector	YTM @ Cost	Face Amount/Shares	Market Value	Maturity Date	Days To Maturity	% of Portfolio
JPMorgan Chase Var. Corp 3/16/2024 -23	46647PCA2	Corporate	0.629	575,000.00	575,908.26	3/16/2024	806	0.18
JPMorgan Chase Var. Corp 3/16/2024 -23	46647PCA2	Corporate	0.629	200,000.00	200,315.92	3/16/2024	806	0.06
Charles Schwab Var. Corp 3/18/2024 -24	808513BM6	Corporate	0.549	900,000.00	902,789.15	3/18/2024	808	0.27
Charles Schwab Var. Corp 3/18/2024 -24	808513BM6	Corporate	0.549	900,000.00	902,789.15	3/18/2024	808	0.27
Charles Schwab Var. Corp 3/18/2024 -24	808513BM6	Corporate	0.549	200,000.00	200,619.81	3/18/2024	808	0.06
FHLMC MBS 2.321 3/25/2024	3137BHCX3	US Agency	0.000	970,778.23	980,906.17	3/25/2024	815	0.30
Public StorageVar. Corp 4/23/2024	74460WAB3	Corporate	0.519	525,000.00	524,335.60	4/23/2024	844	0.16
Public StorageVar. Corp 4/23/2024	74460WAB3	Corporate	0.519	775,000.00	774,019.22	4/23/2024	844	0.24
Public StorageVar. Corp 4/23/2024	74460WAB3	Corporate	0.519	500,000.00	499,367.24	4/23/2024	844	0.15
FHLMC MBS 2.905 4/25/2024	3137BYPQ7	US Agency	0.560	745,899.17	772,321.01	4/25/2024	846	0.23
Caterpillar Financial Var. Corp 5/17/2024	14913R2M8	Corporate	0.307	2,000,000.00	1,999,284.16	5/17/2024	868	0.61
FHLMC MBS 0.423 7/25/2024	3137FQXG3	US Agency	0.430	448,672.15	449,078.06	7/25/2024	937	0.14
FHLMC MBS 3.452 9/25/2024	3137FEU99	US Agency	0.810	125,039.52	126,062.63	9/25/2024	999	0.04
FNMA MBS 4.5 10/1/2024	31417SAL4	US Agency	0.030	52,642.59	54,810.39	10/1/2024	1,005	0.02
John Deere Capital Var. Corp 10/11/2024	24422EUV8	Corporate	0.247	775,000.00	773,688.98	10/11/2024	1,015	0.24
Bank of America 0.779 10/24/2024-23	06051GJJ9	Corporate	0.461	1,500,000.00	1,507,943.16	10/24/2024	1,028	0.46
Bank of New York Mellon Var. Corp 10/25/2024 -24	06406RAY3	Corporate	0.246	860,000.00	857,075.54	10/25/2024	1,029	0.26
FHLMC MBS 0.344 12/25/2024	3137F32F0	US Agency	0.290	341,175.20	341,763.15	12/25/2024	1,090	0.10
FHLMC MBS 4 5/1/2026	3128PVBP4	US Agency	1.650	163,183.06	171,840.61	5/1/2026	1,582	0.05
FNMA MBS 4.5 6/1/2026	3138EKE35	US Agency	4.260	652,787.65	682,577.02	6/1/2026	1,613	0.21
FHLMC Pool# J16051 MBS 4.5 7/1/2026	3128PVWL0	US Agency	4.160	573,472.69	609,354.91	7/1/2026	1,643	0.19
FNMA MBS 4.5 2/1/2027	3138ERY46	US Agency	1.990	607,088.69	635,828.42	2/1/2027	1,858	0.19
FNMA MBS 4.5 2/1/2027	3138ERY46	US Agency	4.230	656,585.71	687,668.65	2/1/2027	1,858	0.21
FHLMC MBS 4 11/1/2028	3128MDVJ9	US Agency	0.000	78,897.11	83,177.86	11/1/2028	2,497	0.03
FHLMC MBS 4 11/1/2028	3128MDVJ9	US Agency	0.747	164,029.22	172,929.03	11/1/2028	2,497	0.05
FHLMC MBS 4 12/1/2028	3138EMDD0	US Agency	0.000	90,457.00	96,670.28	12/1/2028	2,527	0.03
FHLMC MBS 6 1/1/2029	3132J4Q77	US Agency	6.000	1,085,831.90	1,200,622.71	1/1/2029	2,558	0.37
FNMA MBS 4 2/1/2029	3138ER5T3	US Agency	1.830	1,769,477.40	1,862,842.82	2/1/2029	2,589	0.57
FNMA MBS 4 2/1/2029	3138ER5T3	US Agency	2.870	40,261.68	42,386.06	2/1/2029	2,589	0.01
FNMA MBS 4 2/1/2029	3138ER5T3	US Agency	0.600	474,853.39	499,908.75	2/1/2029	2,589	0.15
FNMA MBS 4 2/1/2029	3138ER5T3	US Agency	0.223	920,728.38	969,310.06	2/1/2029	2,589	0.29
FNMA MBS 4 2/1/2029	3138ER5T3	US Agency	0.000	633,264.13	666,677.93	2/1/2029	2,589	0.20
FHLMC MBS 4 3/1/2029	3128MDY31	US Agency	0.366	86,129.99	91,986.99	3/1/2029	2,617	0.03
FNMA MBS 4 7/1/2029	3138EP2P8	US Agency	1.990	151,521.39	161,931.74	7/1/2029	2,739	0.05
FNMA MBS 4 7/1/2029	3138EP2P8	US Agency	0.336	313,004.63	334,509.77	7/1/2029	2,739	0.10
FNMA MBS 3.5 12/1/2029	3138ENZ36	US Agency	-0.040	1,778,383.99	1,893,903.03	12/1/2029	2,892	0.58
FNMA MBS 7.5 12/1/2030	31418MY30	US Agency	1.670	664,479.84	757,002.92	12/1/2030	3,257	0.23
FNMA MBS 7 12/1/2032	31418MYX4	US Agency	2.580	493,215.24	580,378.87	12/1/2032	3,988	0.18
FNMA MBS 4.5 11/1/2033	3140QABY5	US Agency	3.030	746,420.27	809,476.11	11/1/2033	4,323	0.25
FNMA MBS 4.5 11/1/2033	3140QABY5	US Agency	0.000	294,718.81	319,615.97	11/1/2033	4,323	0.10
FHLMC MBS 3 2/15/2034	3137BGB40	US Agency	0.890	1,441,366.55	1,488,720.49	2/15/2034	4,429	0.45

Description	CUSIP/Ticker	Security Sector	YTM @ Cost	Face Amount/Shares	Market Value	Maturity Date	Days To Maturity	% of Portfolio
FHLMC MBS 5.5 6/1/2034	31283H3N3	US Agency	2.940	873,244.44	999,140.96	6/1/2034	4,535	0.30
FNMA MBS 8 8/1/2034	3138EPDT8	US Agency	2.170	246,627.14	275,692.60	8/1/2034	4,596	0.08
FHLMC MBS 7 3/1/2035	3128M63L0	US Agency	1.620	422,881.61	476,746.18	3/1/2035	4,808	0.14
FNMA MBS 4 5/1/2035	3140QDSV7	US Agency	1.134	315,647.36	340,780.19	5/1/2035	4,869	0.10
FNMA MBS 4 5/1/2035	3140QDSV7	US Agency	1.150	582,112.63	628,462.27	5/1/2035	4,869	0.19
FNMA MBS 7.5 9/1/2035	3138EPDS0	US Agency	2.360	752,496.65	849,483.24	9/1/2035	4,992	0.26
FHLMC MBS 6 4/1/2037	3128M4RC9	US Agency	3.380	284,936.98	330,036.23	4/1/2037	5,570	0.10
FNMA MBS 7.5 8/1/2037	31418MY55	US Agency	1.010	681,518.81	804,463.48	8/1/2037	5,692	0.24
FNMA MBS 7 12/1/2037	3138EPDR2	US Agency	2.870	486,338.33	555,630.58	12/1/2037	5,814	0.17
FNMA MBS 5.5 1/1/2038	3138EPBC7	US Agency	2.480	224,741.17	254,406.16	1/1/2038	5,845	0.08
FNMA MBS 5.5 1/1/2038	3138EHAE2	US Agency	1.840	458,873.85	519,446.98	1/1/2038	5,845	0.16
FNMA MBS 5.5 1/1/2038	3138EHAE2	US Agency	0.940	46,969.80	53,170.00	1/1/2038	5,845	0.02
FHLMC MBS 5.5 3/1/2038	3128M5ZS2	US Agency	2.113	260,209.53	300,225.92	3/1/2038	5,904	0.09
FNMA MBS 6 1/1/2039	3140X5W58	US Agency	1.620	988,397.02	1,162,492.29	1/1/2039	6,210	0.35
FHLMC MBS 6.5 9/1/2039	31335AXH6	US Agency	1.560	1,494,968.84	1,729,199.68	9/1/2039	6,453	0.53
FNMA MBS 5.5 9/1/2039	31417MT45	US Agency	3.010	323,786.42	370,571.42	9/1/2039	6,453	0.11
FNMA MBS 5.5 9/1/2039	31417MT45	US Agency	3.260	71,875.40	82,260.92	9/1/2039	6,453	0.03
FHLMC MBS 6 10/1/2039	31335AMP0	US Agency	2.770	558,394.02	654,300.82	10/1/2039	6,483	0.20
FHLMC MBS 5.5 2/1/2040	3128M72G0	US Agency	2.133	132,508.39	153,307.97	2/1/2040	6,606	0.05
FHLMC MBS 5.5 6/1/2040	3129405F2	US Agency	2.930	50,132.98	57,031.99	6/1/2040	6,727	0.02
FNMA MBS 1.5 6/25/2040	3136BAFH2	US Agency	1.470	422,589.20	422,621.57	6/25/2040	6,751	0.13
FNMA MBS 5.5 12/1/2041	3138ERHC7	US Agency	4.420	282,146.60	325,492.52	12/1/2041	7,275	0.10
FNMA MBS 5.5 12/1/2041	3138ERHC7	US Agency	4.549	349,277.24	402,936.37	12/1/2041	7,275	0.12
FNMA MBS 6 1/1/2042	3140J5PN3	US Agency	2.830	990,278.97	1,151,901.75	1/1/2042	7,306	0.35
FHLMC MBS 1 1/25/2043	3137H0HY7	US Agency	0.276	595,050.64	595,281.28	1/25/2043	7,695	0.18
FNMA MBS 2.25 6/25/2044	3136AMHV4	US Agency	1.220	485,944.63	494,711.27	6/25/2044	8,212	0.15
FHLMC MBS 2.951 11/25/2044	3137FCM35	US Agency	-0.110	726,645.02	737,472.39	11/25/2044	8,365	0.22
FHLMC MBS 3 10/15/2045	3137F3TU8	US Agency	2.842	986,492.49	1,006,777.34	10/15/2045	8,689	0.31
GNMA MBS Var. GNMA 12/16/2047	38378N5Q2	US Agency	2.750	294,468.93	299,058.67	12/16/2047	9,481	0.09
FNMA MBS 5.5 12/1/2048	3140J9VP3	US Agency	2.790	2,793,920.86	3,274,318.76	12/1/2048	9,832	1.00
GNMA MBS 1 1/20/2050	38383AUP7	US Agency	2.840	1,556,795.59	1,548,282.41	1/20/2050	10,247	0.47
GNMA MBS 2.4 9/16/2050	38379U4F0	US Agency	1.560	434,252.75	438,915.54	9/16/2050	10,486	0.13
GNMA MBS Var. GNMA 5/16/2054	38378K3D9	US Agency	3.083	466,680.19	471,788.80	5/16/2054	11,824	0.14
FNMA MBS 0.25 9/25/2061	3136BGXY2	US Agency	0.250	1,496,115.60	1,493,388.63	9/25/2061	14,513	0.45
Sub Total / Average External Manager William Blair			0.911	111,138,188.79	114,530,692.62		2,211	34.83
External Manager William Blair - APRA								
FMW ARPA - MM	CASH0349	Money Market	0.000	1,440,245.48	1,440,245.48	N/A	1	0.44
FMW ARPA - Fixed MM	MM0349	Money Market	0.690	48,402,370.75	48,402,370.75	N/A	1	14.72
Sub Total / Average External Manager William Blair - APRA			0.670	49,842,616.23	49,842,616.23		1	15.16

Description	CUSIP/Ticker	Security Sector	YTM @ Cost	Face Amount/Shares	Market Value	Maturity Date	Days To Maturity	% of Portfolio
Internal Fifth Third Securities								
Fifth Third Securities MM	MM5801	Money Market	0.000	1.37	1.37	N/A	1	0.00
Fifth Third Securities MM	MM6281	Money Market	0.030	0.06	0.06	N/A	1	0.00
Will Cty Sch Dist 365 V View 0 11/1/2022	969078SP0	Municipal	2.900	475,000.00	473,869.50	11/1/2022	305	0.14
Bank of America Var. Corp 3/5/2024 -23	06051GHF9	Corporate	3.550	5,000,000.00	5,149,000.00	3/5/2024	795	1.57
CitiGroup Global Markets Step 8/30/2024	17329QC32	Corporate	0.833	5,000,000.00	4,908,500.00	8/30/2024	973	1.49
Goldman Sachs 0.8 8/31/2024	38150AHK4	Corporate	0.800	2,000,000.00	1,969,800.00	8/31/2024	974	0.60
Sub Total / Average Internal Fifth Third Securities			2.025	12,475,001.43	12,501,170.93		875	3.80
Internal Liquid Assets								
First Secure Bank & Trust MM	MM2710	Money Market	0.200	2,007,146.04	2,007,146.04	N/A	1	0.61
AssociatedBank MM	MM9160	Money Market	0.100	5,000,920.69	5,000,920.69	N/A	1	1.52
Busey Bank MM	MM7425	Money Market	0.030	15,005,130.56	15,005,130.56	N/A	1	4.56
Providence Bank & Trust MM	MM0203	Money Market	0.150	2,003,512.50	2,003,512.50	N/A	1	0.61
PeopleFirst Bank MM	MM7360	Money Market	0.400	8,030,909.21	8,030,909.21	N/A	1	2.44
PNC Bank MM	MM1355	Money Market	0.010	8,000,951.83	8,000,951.83	N/A	1	2.43
Republic Bank MM	MM2085	Money Market	0.080	4,001,219.14	4,001,219.14	N/A	1	1.22
MAXSAFE Bank MM	MM2144	Money Market	0.060	1,000,186.75	1,000,186.75	N/A	1	0.30
PeopleFirst Bank MM	MM4000	Money Market	0.400	9,068,329.76	9,068,329.76	N/A	1	2.76
Fifth Third Bank MM	MM9997	Money Market	0.050	7,107,446.97	7,107,446.97	N/A	1	2.16
AssociatedBank MM	MM3569	Money Market	0.100	4,104,017.81	4,104,017.81	N/A	1	1.25
IMET Restricted LGIP	LGIP0468B	Local Government Investment Pool	0.000	207,970.48	207,970.48	N/A	1	0.06
Old Second Bank MM	MM7457	Money Market	0.150	7,106,050.98	7,106,050.98	N/A	1	2.16
Providence Bank & Trust MM	MM0195	Money Market	0.150	9,109,181.28	9,109,181.28	N/A	1	2.77
Old Second Bank MM	MM4914	Money Market	0.100	6,001,135.89	6,001,135.89	N/A	1	1.83
Old Plank Trail MM	MM1766	Money Market	0.060	2,204,113.25	2,204,113.25	N/A	1	0.67
First Secure Bank & Trust MM	MM2870	Money Market	0.200	6,017,184.06	6,017,184.06	N/A	1	1.83
Fifth Third Bank MM	MM9989	Money Market	0.050	8,010,646.40	8,010,646.40	N/A	1	2.44
Busey Bank MM	MM7433	Money Market	0.030	1,102,593.50	1,102,593.50	N/A	1	0.34
Republic Bank MM	MM3495	Money Market	0.100	5,207,907.87	5,207,907.87	N/A	1	1.58
Sub Total / Average Internal Liquid Assets			0.136	110,296,554.97	110,296,554.97		1	33.55
Internal Stifel								
Will Cnty Com School Dist 30-C Troy 2.2 10/1/2022	968717SD1	Municipal	2.201	200,000.00	201,148.00	10/1/2022	274	0.06
Sub Total / Average Internal Stifel			2.201	200,000.00	201,148.00		274	0.06
Internal UBS								
Chicago IL OHare Intl Arpt 5 1/1/2023	167593HV7	Corporate	2.871	655,000.00	655,000.00	1/1/2023	366	0.20
Sub Total / Average Internal UBS			2.871	655,000.00	655,000.00		366	0.20
Total / Average			0.741	324,837,372.08	328,794,138.62		964	100

Cash Fund Balances
December 2021

Fund	MainAccount	Opening balance	Debit	Credit	Closing balance
1010	101002	22,996,085.65	16,035,427.79	23,170,747.22	15,860,766.22
1020	101002	1,378,615.97	513,580.99	0.00	1,892,196.96
1030	101002	2,329,738.10	1,147,496.72	0.00	3,477,234.82
1040	101002	646,029.24	78,458.61	78,384.75	646,103.10
1050	101002	-1,313,355.42	78,458.61	520,982.84	-1,755,879.65
2003	101002	-1,761,863.76	2,763,861.33	876,992.62	125,004.95
2101	101002	528,089.83	33,277.99	63,494.53	497,873.29
2102	101002	8,018,614.84	2,093,793.26	3,073,515.46	7,038,892.64
2106	101002	5,044,857.23	362,737.73	836,347.85	4,571,247.11
2109	101002	1,380,707.54	32,788.68	3,358.50	1,410,137.72
2110	101002	171,202.15	3,513.07	0.00	174,715.22
2111	101002	159,936.54	4,860.88	1,395.34	163,402.08
2112	101002	188,737.01	0.00	81,769.89	106,967.12
2202	101002	154,833.82	26,380.00	31,973.00	149,240.82
2203	101002	584,775.27	39,234.28	38,248.04	585,761.51
2204	101002	135,714.63	0.00	0.00	135,714.63
2205	101002	51,638.58	3,300.00	2,700.00	52,238.58
2405	101002	2,172.21	0.00	0.00	2,172.21
2501	101002	187,788.94	46,181.00	16,890.00	217,079.94
2502	101002	-118,435.88	13,214.48	17,300.54	-122,521.94
2504	101002	67,395.14	1,865.00	0.00	69,260.14
2505	101002	39,644.75	2,863.25	0.00	42,508.00
7360	101002	23,712.83	3,716,587.04	3,716,587.04	23,712.83
7401	101002	0.00	6,822,049.92	6,822,049.92	0.00
7410	101002	26,334.47	0.00	0.00	26,334.47
7411	101002	-91,221.46	50,700.23	47,703.29	-88,224.52
7412	101002	0.00	12,574.69	12,574.69	0.00
7450	101002	2,341,578.84	2,893,709.44	2,794,156.49	2,441,131.79
7451	101002	-85.92	142,020.26	142,020.26	-85.92
7504	101002	-37,132.04	0.00	0.00	-37,132.04
7505	101002	884,165.12	2,000.00	0.00	886,165.12
7506	101002	19,175.68	160,631.30	15,972.00	163,834.98
7507	101002	67,000.00	0.00	0.00	67,000.00
7509	101002	180,994.21	0.00	0.00	180,994.21
7511	101002	417,377.21	0.00	0.00	417,377.21
7512	101002	4.36	0.00	0.00	4.36
7682	101002	5,065.39	875.00	1,040.00	4,900.39
7691	101002	164,952.91	0.00	0.00	164,952.91
9510	101002	8,147.60	38,515,900.26	37,263,897.92	1,260,149.94
1010	106001	35,433,248.41	0.00	0.00	35,433,248.41
1020	106001	3,000,000.00	0.00	0.00	3,000,000.00
1030	106001	2,000,000.00	0.00	0.00	2,000,000.00
1040	106001	750,000.00	0.00	0.00	750,000.00
1050	106001	1,250,000.00	0.00	0.00	1,250,000.00
2101	106001	1,000,000.00	0.00	0.00	1,000,000.00
2102	106001	1,750,000.00	0.00	0.00	1,750,000.00

Cash Fund Balances
December 2021

2111	106001	500,000.00	0.00	0.00	500,000.00
2202	106001	1,250,000.00	0.00	0.00	1,250,000.00
2203	106001	4,000,000.00	0.00	0.00	4,000,000.00
2204	106001	1,250,000.00	0.00	0.00	1,250,000.00
2205	106001	200,000.00	0.00	0.00	200,000.00
2502	106001	600,000.00	0.00	0.00	600,000.00
2504	106001	50,000.00	0.00	0.00	50,000.00

External Investment Balances

December 2021

Fund	MainAccount	Opening balance	Debit	Credit	Closing balance
1010	112001	16,774,248.69	0.00	0.00	16,774,248.69
1020	112001	397,600.95	0.00	0.00	397,600.95
1030	112001	283,896.78	0.00	0.00	283,896.78
1040	112001	881,187.02	0.00	0.00	881,187.02
1050	112001	1,454,314.18	0.00	0.00	1,454,314.18
2003	112001	6,586,349.51	0.00	0.00	6,586,349.51
2101	112001	206,882.22	0.00	0.00	206,882.22
2111	112001	344,321.17	0.00	0.00	344,321.17
2202	112001	299,612.12	0.00	0.00	299,612.12
2203	112001	473,778.38	0.00	0.00	473,778.38
2204	112001	287,878.94	0.00	0.00	287,878.94
2205	112001	52,321.75	0.00	0.00	52,321.75
2405	112001	416.60	0.00	0.00	416.60
2502	112001	217,451.63	0.00	0.00	217,451.63
2504	112001	7,411.89	0.00	0.00	7,411.89
7360	112001	236.65	0.00	0.00	236.65
7410	112001	8,545.14	0.00	0.00	8,545.14
7450	112001	520,399.89	0.00	0.00	520,399.89
7505	112001	255,017.26	0.00	0.00	255,017.26
7506	112001	2,718.32	0.00	0.00	2,718.32
7509	112001	52,236.50	0.00	0.00	52,236.50
7511	112001	85,568.79	0.00	0.00	85,568.79
7682	112001	562.61	0.00	0.00	562.61
7691	112001	32,247.09	0.00	0.00	32,247.09

Internal Investment Balances
December 2021

Fund	MainAccount	Opening balance	Debit	Credit	Closing balance
1010	111001	1,333,751.81	0.00	0.00	1,333,751.81
1020	111001	1,000,000.00	0.00	0.00	1,000,000.00
1030	111001	2,613,635.60	0.00	0.00	2,613,635.60
1040	111001	1,137,114.03	0.00	0.00	1,137,114.03
1050	111001	7,413,930.01	0.00	0.00	7,413,930.01
2101	111001	45,000.00	0.00	0.00	45,000.00
2102	111001	3,030,000.00	0.00	0.00	3,030,000.00
2111	111001	500,000.00	0.00	0.00	500,000.00
2203	111001	150,000.00	0.00	0.00	150,000.00

-----				BEGIN BALANCE:		
12-10	65581			1,512,616.03		
0007083	LOCAL TAX ALLOCATION DIVISION			750.00-	1,511,866.03	
	3007152070010000 S/D PAYOFF JEFF WESTBROOKE					
12-10	65582			50.00-	1,511,816.03	
0007084	WILL COUNTY TREASURER					
	3007152070010000 S/D PAYOFF JEFF WESTBROOKE					
12-13(12-13)10044		11,582.99			1,523,399.02	
CK#12546081	FIRST AMERICAN TITLE INSURANCE					
	S/D PAYOFF 05-06-01-101-009-1004					
12-13	51373	35,963.00			1,559,362.02	
B51373	C091					
12-13	51373			7,372.02-	1,551,990.00	
0007085	WILL COUNTY TRUSTEE					
	TRUSTEE REDEMPTIONS					
12-17	51372	13,855.35			1,565,845.35	
B51372	C090					
12-21	65583			11,532.99-	1,554,312.36	
0007086	LOCAL TAX ALLOCATION DIVISION					
	0506011010091004 S/D PAYOFF ESTHER SCHURE					
12-21	65584			50.00-	1,554,262.36	
0007087	WILL COUNTY TREASURER					
	0506011010091004 S/D PAYOFF ESTHER SCHURE					
12-30	51374	360,719.56			1,914,981.92	
B51374	C091					
01-04(12-30)10069		66.87			1,915,048.79	
NOVEMBER INT 2021						
----- PERIOD 1 END		422,187.77	0.00	0.00	19,755.01-	1,915,048.79

 283001060 BACK TAX MB

 BEGIN BALANCE: 2,528.35

 283183000 BACK TAX REAL ESTATE

-----				BEGIN BALANCE:	
12-13	51373	25,695.26		1,170,333.06	
B51373	C091			1,196,028.32	
12-17	51372	12,308.62			1,208,336.94
B51372	C090				
12-30	51374	298,684.42			1,507,021.36
B51374	C091				

 283283000 BACK TAX ADDITIONAL FEES (INTEREST)

-----						BEGIN BALANCE:	20,770.77
12-13	51373	215.56					20,986.33
	B51373 C091						
12-30	51374	222.00					21,208.33
	B51374 C091						
----- PERIOD 1 END		437.56	0.00	0.00	0.00		21,208.33

 283383000 BACK TAX INT ON DEL. TAX

-----						BEGIN BALANCE:	352,645.28
12-13	51373	1,558.16					354,203.44
	B51373 C091						
12-17	51372	1,516.73					355,720.17
	B51372 C090						
12-30	51374	38,593.14					394,313.31
	B51374 C091						
----- PERIOD 1 END		41,668.03	0.00	0.00	0.00		394,313.31

 283483000 BACK TAX PUBLICATION FEES

-----						BEGIN BALANCE:	5,300.00
12-13	51373	80.00					5,380.00
	B51373 C091						
12-17	51372	30.00					5,410.00
	B51372 C090						
12-30	51374	1,170.00					6,580.00
	B51374 C091						
----- PERIOD 1 END		1,280.00	0.00	0.00	0.00		6,580.00

 283583000 BACK TAX NSF FEES

-----						BEGIN BALANCE:	0.00
-------	--	--	--	--	--	----------------	------

 283683000 BACK TAX TRUSTEE INTEREST-CO TRUSTEE

-----						BEGIN BALANCE:	0.00
-------	--	--	--	--	--	----------------	------

2022-01-28 GENERAL LEDGER DETAIL REPORT FOR 2022, SELECTED PERIOD 01 ACCOUNTS FROM: 283001052 TO: 286001052				PAGE	3 WGL101R	
G/L ACCOUNT	BATCH/DESC/REF	CASH RECEIPTS	TRANSFER IN	TRANSFER OUT	DISBURSEMENTS	BALANCE
12-13	51373	5,578.62				5,578.62
B51373 C091						
12-13	51373				5,578.62-	0.00
0007085 WILL COUNTY TRUSTEE						
TRUSTEE REDEMPTIONS						
-----	PERIOD 1 END	5,578.62	0.00	0.00	5,578.62-	0.00

283783000	BACK TAX TRUSTEE FEE-CO TRUSTEE					
-----					BEGIN BALANCE:	0.00
12-13	51373	32.00				32.00
B51373 C091						
12-13	51373				32.00-	0.00
0007085 WILL COUNTY TRUSTEE						
TRUSTEE REDEMPTIONS						
-----	PERIOD 1 END	32.00	0.00	0.00	32.00-	0.00

283883000	BACK TAX OVER/SHORT					
-----					BEGIN BALANCE:	15.00

283983000	BACK TAX INT ON INVESTMENTS					
-----					BEGIN BALANCE:	1,656.03
01-04(12-30)10069		66.87				1,722.90
NOVEMBER INT 2021						
-----	PERIOD 1 END	66.87	0.00	0.00	0.00	1,722.90

283984000	BACK TAX SENIOR DEFERRAL PAYOFF					
-----					BEGIN BALANCE:	800.00
12-10	65581				750.00-	50.00
0007083 LOCAL TAX ALLOCATION DIVISION						
3007152070010000 S/D PAYOFF JEFF WESTBROOKE						
12-10	65582				50.00-	0.00
0007084 WILL COUNTY TREASURER						
3007152070010000 S/D PAYOFF JEFF WESTBROOKE						
12-13(12-13)10044		11,582.99				11,582.99
CK#12546081 FIRST AMERICAN TITLE INSURANCE						
S/D PAYOFF 05-06-01-101-009-1004						
12-21	65583				11,532.99-	50.00
0007086 LOCAL TAX ALLOCATION DIVISION						
0506011010091004 S/D PAYOFF ESTHER SCHURE						
12-21	65584				50.00-	0.00
0007087 WILL COUNTY TREASURER						
0506011010091004 S/D PAYOFF ESTHER SCHURE						

 284083000 BACK TAX OVER REFUND

BEGIN BALANCE: 36.94

284183000 BACK TAX TAX SALE AUTOMATION FEES

BEGIN BALANCE: 8,180.00
 8,350.00

 12-13 51373 170.00
 B51373 C091
 12-30 51374 4,210.00
 B51374 C091

12,560.00

----- PERIOD 1 END 4,380.00 0.00 0.00 0.00 12,560.00

 284283000 BACK TAX INDEMNITY FEES

BEGIN BALANCE: 17,640.00
 18,000.00

 12-13 51373 360.00
 B51373 C091
 12-30 51374 9,060.00
 B51374 C091

27,060.00

----- PERIOD 1 END 9,420.00 0.00 0.00 0.00 27,060.00

 284383000 BACK TAX SALE IN ERROR FEES

BEGIN BALANCE: 28,200.00
 28,680.00

 12-13 51373 480.00
 B51373 C091
 12-30 51374 7,380.00
 B51374 C091

36,060.00

----- PERIOD 1 END 7,860.00 0.00 0.00 0.00 36,060.00

 284483000 BACK TAX DRAINAGE TAXES-VARIOUS

BEGIN BALANCE: 417.24
 419.24

 12-30 51374 2.00
 B51374 C091

419.24

----- PERIOD 1 END 2.00 0.00 0.00 0.00 419.24

 284583000 BACK TAX SPECIAL ASSMT TAXES

BEGIN BALANCE: 0.00

284683000 BACK TAX PAYABLES

BEGIN BALANCE: 95,961.29-

284783000 BACK TAX DEER CREEK DRAINAGE #3

BEGIN BALANCE: 0.00

284883000 BACK TAX COUNTY CLERK CERT FEE

BEGIN BALANCE: 1,880.00
1,912.00

12-13 51373 32.00
B51373 C091

12-30 51374 492.00
B51374 C091

----- PERIOD 1 END 524.00 0.00 0.00 0.00 2,404.00

284983000 BACK TAX COUNTY CLERK BACK TAX FEE

BEGIN BALANCE: 703.00
1,609.00

12-30 51374 906.00
B51374 C091

----- PERIOD 1 END 906.00 0.00 0.00 0.00 1,609.00

285083000 BACK TAX COUNTY CLERK TAKE FEE

BEGIN BALANCE: 0.00

285183000 BACK TAX TRUSTEE SUB REDEMPT INT-CO TRUSTEE

BEGIN BALANCE: 0.00
1,761.40

12-13 51373 1,761.40
B51373 C091

12-13 51373 1,761.40- 0.00
0007085 WILL COUNTY TRUSTEE TRUSTEE REDEMPTIONS

----- PERIOD 1 END 1,761.40 0.00 0.00 1,761.40- 0.00

286001052 MOBILE HOME 1ST MIDWEST

BEGIN BALANCE: 33,424.44
35,075.02

12-13 21081 1,650.58
B 21081 C 037

2022-01-28 GENERAL LEDGER DETAIL REPORT FOR 2022, SELECTED PERIOD 01 ACCOUNTS FROM: 283001052 TO: 286001052						PAGE	6 WGL101R
G/L ACCOUNT	BATCH/DESC/REF	CASH RECEIPTS	TRANSFER IN	TRANSFER OUT	DISBURSEMENTS		BALANCE
12-13	21083	2,157.74					37,232.76
	B 21083 C 034						
12-13	21680	277.30					37,510.06
	B 21680 C 043						
12-13	21681	459.46					37,969.52
	B 21681 C 043						
12-14(12-14)10045		1.43					37,970.95
	NOVEMBER INT 2021						
12-15	21682	171.36					38,142.31
	B 21682 C 043						
12-16(12-16)10049				6,535.01-			31,607.30
	MH DISTRIBUTION 10						
12-16(12-16)10050				66.66-			31,540.64
	MH DISTRIBUTION 10						
----- PERIOD 1 END		4,717.87	0.00	6,601.67-	0.00		31,540.64

2022-01-28 GENERAL LEDGER DETAIL REPORT FOR 2022, SELECTED PERIOD 01 ACCOUNTS FROM: 283001052 TO: 286001052 PAGE 7 WGL101R
G/L ACCOUNT BATCH/DESC/REF CASH RECEIPTS TRANSFER IN TRANSFER OUT DISBURSEMENTS BALANCE
REPORT TOTAL 849,093.41 0.00 6,601.67- 39,510.02-
REPORT TOTAL BEG BALANCE 3,061,184.85 REPORT TOTAL END BALANCE 3,864,166.57

-----			BEGIN BALANCE:	2,837,004.94
12-01	06988	2,575.59		2,839,580.53
B 06988	C 015			
12-01	06989	1,601.37		2,841,181.90
B 06989	C 015			
12-01	06991	48,604.33		2,889,786.23
B 06991	C 015			
12-01	08030	1,392.61		2,891,178.84
B 08030	C 025			
12-01	08037	29,714.14		2,920,892.98
B 08037	C 025			
12-01	08038	259,587.41		3,180,480.39
B 08038	C 025			
12-02	06994	1,052.16		3,181,532.55
B 06994	C 015			
12-02	06995	550.00		3,182,082.55
B 06995	C 015			
12-02	06996	68,856.52		3,250,939.07
B 06996	C 015			
12-02	08044	2,524.32		3,253,463.39
B 08044	C 025			
12-02	08045	296,905.96		3,550,369.35
B 08045	C 025			
12-03	08028	1,390.01		3,551,759.36
B 08028	C 025			
12-03	08029	183.89		3,551,943.25
B 08029	C 025			
12-03	08031	161,715.96		3,713,659.21
B 08031	C 025			
12-03	08032	119,462.52		3,833,121.73
B 08032	C 025			
12-03	08033	8,325.85		3,841,447.58
B 08033	C 025			
12-03	08034	4,300.26		3,845,747.84
B 08034	C 025			

2022-01-28 GENERAL LEDGER DETAIL REPORT FOR 2022, SELECTED PERIOD 01 ACCOUNTS FROM: 290001029 TO: 290001160				PAGE	2 WGL101R
G/L ACCOUNT	BATCH/DESC/REF	CASH RECEIPTS	TRANSFER IN	TRANSFER OUT	DISBURSEMENTS
12-03	08042	2,338.02			
B 08042	C 025				3,848,085.86
12-03	08043	360,040.04			4,208,125.90
B 08043	C 025				
12-03	08046	643.97			4,208,769.87
B 08046	C 025				
12-03	08047	294,563.29			4,503,333.16
B 08047	C 025				
12-03	08073	560.00			4,503,893.16
B 08073	C 025				
12-03	08074	1,173.47			4,505,066.63
B 08074	C 025				
12-05	08039	103,689.58			4,608,756.21
B 08039	C 025				
12-05	08040	2,445.86			4,611,202.07
B 08040	C 025				
12-05	08041	1,969.83			4,613,171.90
B 08041	C 025				
12-05	08052	1,404.69			4,614,576.59
B 08052	C 025				
12-05	08053	251,534.98			4,866,111.57
B 08053	C 025				
12-06	08048	264,798.08			5,130,909.65
B 08048	C 025				
12-06	08049	9,354.22			5,140,263.87
B 08049	C 025				
12-06	08050	5,306.14			5,145,570.01
B 08050	C 025				
12-06	08051	136.82			5,145,706.83
B 08051	C 025				
12-06	08057	288.96			5,145,995.79
B 08057	C 025				
12-06	08058	921,213.96			6,067,209.75
B 08058	C 025				
12-07	08054	140,684.68			6,207,894.43
B 08054	C 025				

2022-01-28 GENERAL LEDGER DETAIL REPORT FOR 2022, SELECTED PERIOD 01 ACCOUNTS FROM: 290001029 TO: 290001160				PAGE	3	WGL101R
G/L ACCOUNT	BATCH/DESC/REF	CASH RECEIPTS	TRANSFER IN	TRANSFER OUT	DISBURSEMENTS	BALANCE
12-07	08055	2,414.70				6,210,309.13
B 08055	C 025					
12-07	08056	573.89				6,210,883.02
B 08056	C 025					
12-07	08062	1,456.64				6,212,339.66
B 08062	C 025					
12-07	08063	620,201.77				6,832,541.43
B 08063	C 025					
12-07	08076	475,931.25				7,308,472.68
B 08076	C 025					
12-08	08059	150,202.94				7,458,675.62
B 08059	C 025					
12-08	08060	7,515.26				7,466,190.88
B 08060	C 025					
12-08	08061	379.71				7,466,570.59
B 08061	C 025					
12-08	08075	295.00				7,466,865.59
B 08075	C 025					
12-09	08065	77,480.68				7,544,346.27
B 08065	C 025					
12-09	08068	5,452.83				7,549,799.10
B 08068	C 025					
12-09	08072	210.14				7,550,009.24
B 08072	C 025					
12-09	08078	50.00				7,550,059.24
B 08078	C 025					
12-09	08079	281,788.39				7,831,847.63
B 08079	C 025					
12-10	08064	106,224.84				7,938,072.47
B 08064	C 025					
12-10	08067	7,711.09				7,945,783.56
B 08067	C 025					
12-10	08069	533.47				7,946,317.03
B 08069	C 025					
12-10	08070	4,334.88				7,950,651.91
B 08070	C 025					

2022-01-28 GENERAL LEDGER DETAIL REPORT FOR 2022, SELECTED PERIOD 01		ACCOUNTS FROM: 290001029	TO: 290001160	PAGE 4	WGL101R
G/L ACCOUNT	BATCH/DESC/REF	CASH RECEIPTS	TRANSFER IN	TRANSFER OUT	DISBURSEMENTS
12-10	08071	2,050.41			
B 08071	C 025				7,952,702.32
12-10	08080	3,235.42			
B 08080	C 025				7,955,937.74
12-10	08081	261,300.95			
B 08081	C 025				8,217,238.69
12-11	08066	50,757.64			
B 08066	C 025				8,267,996.33
12-11	08082	275.00			
B 08082	C 025				8,268,271.33
12-11	08083	183,558.31			
B 08083	C 025				8,451,829.64
12-12	08077	19,248.76			
B 08077	C 025				8,471,078.40
12-12	08087	146.19			
B 08087	C 025				8,471,224.59
12-12	08088	113,463.71			
B 08088	C 025				8,584,688.30
12-13	08084	130,379.18			
B 08084	C 025				8,715,067.48
12-13	08085	3,373.93			
B 08085	C 025				8,718,441.41
12-13	08086	136.82			
B 08086	C 025				8,718,578.23
12-13	08092	288.96			
B 08092	C 025				8,718,867.19
12-13	08093	308,507.39			
B 08093	C 025				9,027,374.58
12-14	08089	75,119.38			
B 08089	C 025				9,102,493.96
12-14	08090	833.10			
B 08090	C 025				9,103,327.06
12-14	08091	786.03			
B 08091	C 025				9,104,113.09
12-14	08102	665,278.47			
B 08102	C 025				9,769,391.56

2022-01-28 GENERAL LEDGER DETAIL REPORT FOR 2022, SELECTED PERIOD 01				ACCOUNTS FROM: 290001029	TO: 290001160	PAGE 5	WGL101R
G/L ACCOUNT	BATCH/DESC/REF	CASH RECEIPTS	TRANSFER IN	TRANSFER OUT	DISBURSEMENTS	BALANCE	
12-14	08103	706.64				9,770,098.20	
B 08103	C 025						
12-15	08094	123,044.98				9,893,143.18	
B 08094	C 025						
12-15	08095	4,967.14				9,898,110.32	
B 08095	C 025						
12-15	08096	1,823.27				9,899,933.59	
B 08096	C 025						
12-15	08097	1,578.18				9,901,511.77	
B 08097	C 025						
12-15	08098	1,937.46				9,903,449.23	
B 08098	C 025						
12-15	08109	4,211.81				9,907,661.04	
B 08109	C 025						
12-15	08110	222,719.74				10,130,380.78	
B 08110	C 025						
12-16	08099	58.33				10,130,439.11	
B 08099	C 025						
12-16	08100	452.89				10,130,892.00	
B 08100	C 025						
12-16	08101	171,377.27				10,302,269.27	
B 08101	C 025						
12-16	08111	323,428.70				10,625,697.97	
B 08111	C 025						
12-16	08112	50.00				10,625,747.97	
B 08112	C 025						
12-17	08104	270.00				10,626,017.97	
B 08104	C 025						
12-17	08105	208.47				10,626,226.44	
B 08105	C 025						
12-17	08106	5,377.68				10,631,604.12	
B 08106	C 025						
12-17	08107	175,466.56				10,807,070.68	
B 08107	C 025						
12-17	08113	461,357.27				11,268,427.95	
B 08113	C 025						

2022-01-28 GENERAL LEDGER DETAIL REPORT FOR 2022, SELECTED PERIOD 01				ACCOUNTS FROM: 290001029 TO: 290001160		PAGE	6 WGL101R
G/L ACCOUNT	BATCH/DESC/REF	CASH RECEIPTS	TRANSFER IN	TRANSFER OUT	DISBURSEMENTS		BALANCE
12-17	08114	476.73					11,268,904.68
B 08114	C 025						
12-18	08108	371.04					11,269,275.72
B 08108	C 025						
12-19	08115	146.19					11,269,421.91
B 08115	C 025						
12-20	08116	686.35					11,270,108.26
B 08116	C 025						
12-21	08117	1,359.15					11,271,467.41
B 08117	C 025						
12-21	08118	1,263.04					11,272,730.45
B 08118	C 025						
12-22	08122	4,468.98					11,277,199.43
B 08122	C 025						
12-22	08123	214.98					11,277,414.41
B 08123	C 025						
12-23	00419	72,497.07-					11,204,917.34
B 00419	C 004						
12-23	00420	2,133.67-					11,202,783.67
B 00420	C 005						
12-23	08121	150.00					11,202,933.67
B 08121	C 025						
12-23	08125	1,593.82					11,204,527.49
B 08125	C 025						
12-24	08119	208.47					11,204,735.96
B 08119	C 025						
12-24	08120	270.00					11,205,005.96
B 08120	C 025						
12-24	08126	444.00					11,205,449.96
B 08126	C 025						
12-25	08124	1,831.22					11,207,281.18
B 08124	C 025						
12-27	08127	136.82					11,207,418.00
B 08127	C 025						
12-27	08128	102.56					11,207,520.56
B 08128	C 025						

G/L ACCOUNT	BATCH/DESC/REF	CASH RECEIPTS	TRANSFER IN	TRANSFER OUT	DISBURSEMENTS	BALANCE
12-27	08130	1,524.96				11,209,045.52
B 08130	C 025					
12-28	08132	766.64				11,209,812.16
B 08132	C 025					
12-29	08135	300.00				11,210,112.16
B 08135	C 025					
12-30	08129	678.62				11,210,790.78
B 08129	C 025					
12-30	08138	284.50				11,211,075.28
B 08138	C 025					
12-30	08139	17,937.48				11,229,012.76
B 08139	C 025					
12-31	00433	2,228.26-				11,226,784.50
B 00433	C 004					
12-31	08136	270.00				11,227,054.50
B 08136	C 025					
12-31	08137	565.02				11,227,619.52
B 08137	C 025					
12-31	08140	223.10				11,227,842.62
B 08140	C 025					
12-31	08141	1,340.90				11,229,183.52
B 08141	C 025					

01-04(12-23)10068 TR FROM JP TO CL DIST 10 9,100,000.00- 2,129,183.52

----- PERIOD 1 END 8,392,178.58 0.00 9,100,000.00- 0.00 2,129,183.52

 290001050 50 WHEATON BK

----- BEGIN BALANCE: 40,000.39

 290001051 51 REPUBLIC BANK

 12-09(12-03)10019 TR TO CL 13.00- BEGIN BALANCE: 2,513.89
 2,500.89

----- PERIOD 1 END 0.00 0.00 13.00- 0.00 2,500.89

 290001052 C.L. FIRST MIDWEST

2022-01-28 GENERAL LEDGER DETAIL REPORT FOR 2022, SELECTED PERIOD 01 ACCOUNTS FROM: 290001029 TO: 290001160		PAGE	8	WGL101R			
G/L ACCOUNT	BATCH/DESC/REF	CASH RECEIPTS	TRANSFER IN	TRANSFER OUT	DISBURSEMENTS	BEGIN BALANCE:	BALANCE
12-01	00408	49,347.97					3,161,817.00
B	00408 C 034						3,211,164.97
12-01	00408	306,931.03					3,518,096.00
B	00408 C 034						
12-01	07258	14,745.82					3,532,841.82
B	07258 C 028						
12-02	07259	5,808.57					3,538,650.39
B	07259 C 028						
12-03	07260	8,809.31					3,547,459.70
B	07260 C 028						
12-06	00416	56,447.96					3,603,907.66
B	00416 C 033						
12-06	00416	406,134.26					4,010,041.92
B	00416 C 033						
12-06	07261	1,513.29					4,011,555.21
B	07261 C 028						
12-07	07262	39,964.77					4,051,519.98
B	07262 C 028						
12-08	00190						4,051,672.96
	0073689 FIDELITY NATIONAL TITLE CO LLC				152.98		
	0701264050050000						
12-08	00411	73,061.80					4,124,734.76
B	00411 C 037						
12-08	00411	424,049.79					4,548,784.55
B	00411 C 037						
12-08	00417	26,424.87					4,575,209.42
B	00417 C 034						
12-08	00417	417,145.01					4,992,354.43
B	00417 C 034						
12-08	07263	19,287.36					5,011,641.79
B	07263 C 028						
12-08	60279						5,005,822.93
	0075711 WILL COUNTY TREASURER				5,818.86-		
	1813081010020000 PMT CK DEP IN ERROR IN CORP						
12-09	00409	59,988.69					5,065,811.62
B	00409 C 031						

2022-01-28 GENERAL LEDGER DETAIL REPORT FOR 2022, SELECTED PERIOD 01 ACCOUNTS FROM: 290001029 TO: 290001160					PAGE	9	WGL101R
G/L ACCOUNT	BATCH/DESC/REF	CASH RECEIPTS	TRANSFER IN	TRANSFER OUT	DISBURSEMENTS		BALANCE
12-09	00409	3,945,371.52					9,011,183.14
B 00409 C 031							
12-09	04163				2,006.37		9,013,189.51
0075531 FREEDOM FAMILY TRUST							
1508143030160000							
12-09	04163				325.12		9,013,514.63
0075533 FREEDOM FAMILY TRUST							
1508143030170000							
12-09	07264	5,688.99					9,019,203.62
B 07264 C 028							
12-09(12-09)10012		647.00					9,019,850.62
PRE-PAYS (PADILLA, CASH)							
12-09(12-09)10015		17,400.00					9,037,250.62
PRE-PAYS (STARK)							
12-09(12-09)10016		19,560.00					9,056,810.62
PRE-PAYS (IORI, HAHN)							
12-09	25000				3,068.10		9,059,878.72
0075534 FREEDOM FAMILY TRUST							
VOIDED CHECK - Batch # Updated from 04163 to 25000							
12-09	70099				125,443.28		9,185,322.00
0075404 STREAM REALTY							
VOIDED CHECK - Batch # Updated from 07819 to 70099							
12-09	70099				125,443.28-		9,059,878.72
0075712 SOUTHCREEK INDUSTRIAL HOLDINGS							
CO# 19 TX000017 TC 1139							
12-09	70100				836.61		9,060,715.33
0074611 ANNIE LITTLE							
VOIDED CHECK - Batch # Updated from 07423 to 70100							
12-09	70100				836.61-		9,059,878.72
0075713 ANNIE LITTLE							
3007102100370000							
12-10	00414	32,756.01-					9,027,122.71
B 00414 C 010							
12-10	00415	32,756.01					9,059,878.72
B 00415 C 011							
12-10	07265	9,512.61					9,069,391.33
B 07265 C 028							
12-10	07438	338,731.77-					8,730,659.56
B 07438 C 006							
12-10	07736				172,700.79-		8,557,958.77
B 07736 C 047							
Prior Levy Dup Pymt Refund							
12-10(12-10)10032		1,073.50					8,559,032.27
PRE-PAYS ((DYBALA, TAUQIR))							

2022-01-28 GENERAL LEDGER DETAIL REPORT FOR 2022, SELECTED PERIOD 01				ACCOUNTS FROM: 290001029	TO: 290001160	PAGE 10	WGL101R
G/L ACCOUNT	BATCH/DESC/REF	CASH RECEIPTS	TRANSFER IN	TRANSFER OUT	DISBURSEMENTS	BALANCE	
12-10(12-10)10033		100.00				8,559,132.27	
	PRE-PAY (ARCHEY)						
12-10	60280						
0075714	ROBERT RONSPIES				100.00-	8,559,032.27	
	1605363000190000 OVER PAYMENT REFUND						
12-13	00397						
B 00397	C 102				2,420.35-	8,556,611.92	
	Curr Levy Ovr Pymt Refund						
12-13	00398						
B 00398	C 102				898.69-	8,555,713.23	
	Curr Levy Ovr Pymt Refund						
12-13	00402						
B 00402	C 102				5,253.50-	8,550,459.73	
	Curr Levy Ovr Pymt Refund						
12-13	00403						
B 00403	C 102				1,285.57-	8,549,174.16	
	Curr Levy Ovr Pymt Refund						
12-13	00404						
B 00404	C 102				4,538.30-	8,544,635.86	
	Curr Levy Ovr Pymt Refund						
12-13	00405						
B 00405	C 102				12,229.26-	8,532,406.60	
	Curr Levy Ovr Pymt Refund						
12-13	00406						
B 00406	C 102				1,187.32-	8,531,219.28	
	Curr Levy Ovr Pymt Refund						
12-13	00407						
0075808	CENTRAL BUYER CORPORATION				3,331.61	8,534,550.89	
	0224041040360000 15-08-16-202-025-0000						
12-13	06800						
B 06800	C 102				555.49-	8,533,995.40	
	Curr Levy Ovr Pymt Refund						
12-13	06849						
B 06849	C 102				2,103.74-	8,531,891.66	
	Curr Levy Ovr Pymt Refund						
12-13	06895						
B 06895	C 102				208.47-	8,531,683.19	
	Curr Levy Ovr Pymt Refund						
12-13	06914						
B 06914	C 102				430.37-	8,531,252.82	
	Curr Levy Ovr Pymt Refund						
12-13	06915						
B 06915	C 102				3,396.82-	8,527,856.00	
	Curr Levy Ovr Pymt Refund						
12-13	06940						
B 06940	C 102				25.00-	8,527,831.00	
	Curr Levy Ovr Pymt Refund						
12-13	07253						
B 07253	C 102				14.75-	8,527,816.25	
	Curr Levy Ovr Pymt Refund						
12-13	07255						
B 07255	C 102				1,536.63-	8,526,279.62	
	Curr Levy Ovr Pymt Refund						

2022-01-28 GENERAL LEDGER DETAIL REPORT FOR 2022, SELECTED PERIOD 01				ACCOUNTS FROM: 290001029	TO: 290001160	PAGE 11	WGL101R
G/L ACCOUNT	BATCH/DESC/REF	CASH RECEIPTS	TRANSFER IN	TRANSFER OUT	DISBURSEMENTS		BALANCE
12-13	07266	1,912.95					8,528,192.57
B 07266 C 028							
12-13(12-13)10038			477.60				8,528,670.17
TPA WIRE FEES							
12-13(12-13)10042							8,528,670.17
TR HOME DEPOT DUPS TO PREPAY (2018 LEVY) REDEPOSIT							
CKS ISS'D AND CASHED/FRAUD REISSD CK 32549 5/8/20							
12-13(12-13)10043		22,238.30					8,550,908.47
PRE-PAYS (LONG, DOE, MROOZIAN, OVERS/IVR)							
12-13	25001				8,985.82-		8,541,922.65
B 00407 C 102							
VOIDED CHECK - Batch # Updated from 00407 to 25001							
12-13	60281				1,680.81-		8,540,241.84
0075834 WILL COUNTY TREASURER							
1508162020250000 PD BY CENTRAL BUYER CORP							
12-13	60282				1,650.80-		8,538,591.04
0075835 CENTRAL BUYER CORP							
1508162020250000 1175 N CEDAR RD							
12-13	70101				4,355.75		8,542,946.79
0068213 CORELOGIC TAX SERVICES LLC							
VOIDED CHECK - Batch # Updated from 07716 to 70101							
12-13	70101				4,355.75-		8,538,591.04
0075836 CORELOGIC TAX SERVICES LLC							
1202011040030000 #3002607094 DUP PYMT BILLINGS							
12-13	70102				206.34		8,538,797.38
0068628 CORELOGIC							
VOIDED CHECK - Batch # Updated from 07415 to 70102							
12-13	70102				206.34-		8,538,591.04
0075837 CORELOGIC							
1202153040480000 ANDERSON-432 WILDFLOWER							
12-13	70103				257.94		8,538,848.98
0068632 CORELOGIC							
VOIDED CHECK - Batch # Updated from 07415 to 70103							
12-13	70103				257.94-		8,538,591.04
0075838 CORELOGIC							
1202173040380000 WILSON-1104 BRAMBLE AVE							
12-13	70104				225.19		8,538,816.23
0070529 VIVIAN M NAVARRO							
VOIDED CHECK - Batch # Updated from 00272 to 70104							
12-13	70104				225.19-		8,538,591.04
0075839 VIVIAN M NAVARRO							
3007213190470000 OVER PYMT REPLACES 70529							
12-13	70105				542.14		8,539,133.18
0072728 TITLE 365							
VOIDED CHECK - Batch # Updated from 00019 to 70105							
12-13	70105				542.14-		8,538,591.04
0075840 TITLE 365							
0603322080670000 ORG-111773/REPOSA/101414000							
12-13	70106				1,749.14		8,540,340.18
0073223 CHICAGO TITLE AND TRUST CO							
VOIDED CHECK - Batch # Updated from 00137 to 70106							

2022-01-28 GENERAL LEDGER DETAIL REPORT FOR 2022, SELECTED PERIOD 01 ACCOUNTS FROM: 290001029 TO: 290001160 PAGE 12 WGL101R									
G/L ACCOUNT	BATCH/DESC/REF	CASH RECEIPTS	TRANSFER IN	TRANSFER OUT	DISBURSEMENTS	BALANCE			
12-13	70106				1,749.14-	8,538,591.04			
0075841	CHICAGO TITLE AND TRUST CO 0701324090040000 21010361/ROGGENKAMP								
12-13	70107				833.58	8,539,424.62			
0073564	SHEAHAN MARK J VOIDED CHECK - Batch # Updated from 07803 to 70107								
12-13	70107				833.58-	8,538,591.04			
0075842	SHEAHAN MARK J 2316074070100000 DOC# 19 00596 TC 2308								
12-13	70108				673.54	8,539,264.58			
0073491	FIDELITY NATIONAL TITLE CO VOIDED CHECK - Batch # Updated from 07412 to 70108								
12-13	70108				673.54-	8,538,591.04			
0075843	BRANDON J WILLIAMS 1104072081241003 20 LEVY CORRECTED WJ21025079								
12-14	00418		43,925.59			8,582,516.63			
B 00418	C 033								
12-14	00418		513,986.28			9,096,502.91			
B 00418	C 033								
12-14	00421		31,254.53			9,127,757.44			
B 00421	C 037								
12-14	00421		600,112.16			9,727,869.60			
B 00421	C 037								
12-14	07267		5,495.02			9,733,364.62			
B 07267	C 028								
12-15	06963				558.57-	9,732,806.05			
B 06963	C 102								
	Curr Levy Ovr Pymt Refund								
12-15	06984				24.22-	9,732,781.83			
B 06984	C 102								
	Curr Levy Ovr Pymt Refund								
12-15	06992				4,152.64-	9,728,629.19			
B 06992	C 102								
	Curr Levy Ovr Pymt Refund								
12-15	07258				4,191.74-	9,724,437.45			
B 07258	C 102								
	Curr Levy Ovr Pymt Refund								
12-15	07268		6,327.47			9,730,764.92			
B 07268	C 028								
12-15	07439		23,295.24-			9,707,469.68			
B 07439	C 006								
12-15(12-15)10046			48,850.00			9,756,319.68			
PREPAYS (CARMIN, TOOSLEY, 22200 WOLF, TNC, CALLADA)									
12-16	00422		6,187.82			9,762,507.50			
B 00422	C 034								

2022-01-28 GENERAL LEDGER DETAIL REPORT FOR 2022, SELECTED PERIOD 01 ACCOUNTS FROM: 290001029 TO: 290001160							PAGE	13	WGL101R
G/L ACCOUNT	BATCH/DESC/REF	CASH RECEIPTS	TRANSFER IN	TRANSFER OUT	DISBURSEMENTS			BALANCE	
12-16	00422	85,341.99						9,847,849.49	
B 00422 C 034									
12-16	07269	2,862.35						9,850,711.84	
B 07269 C 028									
12-16(12-16)10047		23,660.92						9,874,372.76	
PRE-PAYS (SILVERS, ERICKSON, DEWAR, SIERRA)									
12-16(12-16)10048		8,787.76						9,883,160.52	
PRE-PAYS (SILVERS, ERICKSON, DEWAR, SIERRA)									
12-17	00410	192,899.98						10,076,060.50	
B 00410 C 009									
12-17	00423	17,082.72-						10,058,977.78	
B 00423 C 010									
12-17	00424	17,082.72						10,076,060.50	
B 00424 C 011									
12-17	07270	4,951.00						10,081,011.50	
B 07270 C 028									
12-17(12-03)10053			1,284.25					10,082,295.75	
TR INTO CL FRM B.C									
12-20	00408				3,234.52-			10,079,061.23	
B 00408 C 102									
Curr Levy Ovr Pymt Refund									
12-20	00425	52,090.57						10,131,151.80	
B 00425 C 031									
12-20	00425	182,794.55						10,313,946.35	
B 00425 C 031									
12-20	00426	29,660.92						10,343,607.27	
B 00426 C 037									
12-20	00426	802,542.84						11,146,150.11	
B 00426 C 037									
12-20	00427	13,207.55						11,159,357.66	
B 00427 C 033									
12-20	00427	103,172.07						11,262,529.73	
B 00427 C 033									
12-20	00429	8,372.29						11,270,902.02	
B 00429 C 031									
12-20	00429	214,318.68						11,485,220.70	
B 00429 C 031									

2022-01-28 GENERAL LEDGER DETAIL REPORT FOR 2022, SELECTED PERIOD 01 ACCOUNTS FROM: 290001029 TO: 290001160 PAGE 14 WGL101R									
G/L ACCOUNT	BATCH/DESC/REF	CASH RECEIPTS	TRANSFER IN	TRANSFER OUT	DISBURSEMENTS	BALANCE			
12-20	07259				720.00-	11,484,500.70			
	B 07259 C 102								
	Curr Levy Ovr Pymt Refund								
12-20	07260				2,204.91-	11,482,295.79			
	B 07260 C 102								
	Curr Levy Ovr Pymt Refund								
12-20	07271	775.00				11,483,070.79			
	B 07271 C 028								
12-20	07440	56,692.12-				11,426,378.67			
	B 07440 C 006								
12-20	08039				215.44-	11,426,163.23			
	B 08039 C 102								
	Curr Levy Ovr Pymt Refund								
12-20	08053				301.05-	11,425,862.18			
	B 08053 C 102								
	Curr Levy Ovr Pymt Refund								
12-20(12-20)	10054	5,830.01				11,431,692.19			
	PRE-PAYS (TERES, VILLAFUERTE)								
12-21	07272	6,198.92				11,437,891.11			
	B 07272 C 028								
12-21	08048				249.07-	11,437,642.04			
	B 08048 C 102								
	Curr Levy Ovr Pymt Refund								
12-21	08058				292.70-	11,437,349.34			
	B 08058 C 102								
	Curr Levy Ovr Pymt Refund								
12-22	00416				1,044.39-	11,436,304.95			
	B 00416 C 102								
	Curr Levy Ovr Pymt Refund								
12-22	07262				8,330.19-	11,427,974.76			
	B 07262 C 102								
	Curr Levy Ovr Pymt Refund								
12-22	07273	1,304.70				11,429,279.46			
	B 07273 C 028								
12-22	08054				1,223.54-	11,428,055.92			
	B 08054 C 102								
	Curr Levy Ovr Pymt Refund								
12-22	08055				53.31-	11,428,002.61			
	B 08055 C 102								
	Curr Levy Ovr Pymt Refund								
12-22	08063				122.02-	11,427,880.59			
	B 08063 C 102								
	Curr Levy Ovr Pymt Refund								
12-23	00419	4,307.27-				11,423,573.32			
	B 00419 C 004								
12-23	00420	15,586.46-				11,407,986.86			
	B 00420 C 005								

2022-01-28 GENERAL LEDGER DETAIL REPORT FOR 2022, SELECTED PERIOD 01				ACCOUNTS FROM: 290001029	TO: 290001160	PAGE 15	WGL101R
G/L ACCOUNT	BATCH/DESC/REF	CASH RECEIPTS	TRANSFER IN	TRANSFER OUT	DISBURSEMENTS		BALANCE
12-23	00428	18,133.29					11,426,120.15
B 00428	C 037						
12-23	00428	191,285.61					11,617,405.76
B 00428	C 037						
12-23	00430	12,790.90					11,630,196.66
B 00430	C 033						
12-23	00430	210,433.00					11,840,629.66
B 00430	C 033						
12-23	00434	63,603.66					11,904,233.32
B 00434	C 036						
12-23	07737				119,747.19-		11,784,486.13
B 07737	C 047						
	Prior Levy Dup Pymt Refund						
12-23(12-23)	10055	50,113.31					11,834,599.44
	PRE-PAYS (SILVERS, ARQUILLA, FOX, MARSZ, PERLE)						
12-24	07274	1,567.00					11,836,166.44
B 07274	C 028						
12-27	00409				428.81-		11,835,737.63
B 00409	C 102						
	Curr Levy Ovr Pymt Refund						
12-27	00411				530.09-		11,835,207.54
B 00411	C 102						
	Curr Levy Ovr Pymt Refund						
12-27	00415				5,769.21-		11,829,438.33
B 00415	C 102						
	Curr Levy Ovr Pymt Refund						
12-27	00417				296.27-		11,829,142.06
B 00417	C 102						
	Curr Levy Ovr Pymt Refund						
12-27	07263				130.14-		11,829,011.92
B 07263	C 102						
	Curr Levy Ovr Pymt Refund						
12-27	08059				297.73-		11,828,714.19
B 08059	C 102						
	Curr Levy Ovr Pymt Refund						
12-27	08065				43.74-		11,828,670.45
B 08065	C 102						
	Curr Levy Ovr Pymt Refund						
12-27	08079				436.91-		11,828,233.54
B 08079	C 102						
	Curr Levy Ovr Pymt Refund						
12-27	60283				225.00-		11,828,008.54
0076142	WILL COUNTY TREASURER						
	AB INVESTMENTS/BUYER #481						
12-27	60284				25.00-		11,827,983.54
0046143	WILL COUNTY TREASURER						
	AB INVESTMENTS/BUYER #481						

2022-01-28 GENERAL LEDGER DETAIL REPORT FOR 2022, SELECTED PERIOD 01 ACCOUNTS FROM: 290001029 TO: 290001160						PAGE	16	WGL101R
G/L ACCOUNT	BATCH/DESC/REF	CASH RECEIPTS	TRANSFER IN	TRANSFER OUT	DISBURSEMENTS		BALANCE	
12-27	60285				225.00-		11,827,758.54	
0076144	WILL COUNTY TREASURER							
	INTEGRITY INVESTMENTS FUND/187							
12-27	60286				25.00-		11,827,733.54	
0076145	WILL COUNTY TREASURER							
	INTEGRITY INVESTMENTS FUND/187							
12-27	70109				14.83		11,827,748.37	
0074676	REVERSE MTG SERVICING DEPT MTG							
	VOIDED CHECK - Batch # Updated from 00291 to 70109							
12-27	70109				14.83-		11,827,733.54	
0076102	REVERSE MTG SERVICING DEPT MTG							
	3007093110261001 IL099002/CEL4623/FERRY							
12-28	07275			1,536.63			11,829,270.17	
	B 07275 C 028							
12-28(12-28)10058			62,361.66				11,891,631.83	
	PRE-PAYS (ARCHEY, OZINGA, GYMQUEST)							
12-29	08081				2,100.00-		11,889,531.83	
	B 08081 C 102							
	Curr Levy Ovr Pymt Refund							
12-29(12-29)10059			10.04				11,889,541.87	
	DEL. INT.							
12-30	00418				303.80-		11,889,238.07	
	B 00418 C 102							
	Curr Levy Ovr Pymt Refund							
12-30	00421				2,805.26-		11,886,432.81	
	B 00421 C 102							
	Curr Levy Ovr Pymt Refund							
12-30	07265				56.57-		11,886,376.24	
	B 07265 C 102							
	Curr Levy Ovr Pymt Refund							
12-30	07277		1,400.00				11,887,776.24	
	B 07277 C 028							
12-30	07738				43,975.25-		11,843,800.99	
	B 07738 C 047							
	Prior Levy Dup Pymt Refund							
12-30	08109				1,187.57-		11,842,613.42	
	B 08109 C 102							
	Curr Levy Ovr Pymt Refund							
12-30	08113				25.00-		11,842,588.42	
	B 08113 C 102							
	Curr Levy Ovr Pymt Refund							
12-30(12-30)10060			10,000.00				11,852,588.42	
	PRE-PAYS(GUTIER, SRINIVAS CASH PAYMENTS)							
12-30(12-30)10061			110,446.91				11,963,035.33	
	PREPAYS (LOPEZ, FOWLER. GARVEY ETC)							
12-30(12-30)10062			8,700.00				11,971,735.33	
	PRE-PAYS (COMMUNITY BEAUTIFICATION-CASH PYMNT)							

12-31	00440	2,753.22-				11,968,982.11
B 00440 C 005						
12-31	07278	4,532.08				11,973,514.19
B 07278 C 028						
01-04(12-23)10067			9,100,000.00			21,073,514.19
TR TO CL FROM JP DIST 10						
01-07(12-08)10086			5,818.86			21,079,333.05
TR FUNDS TO CL FROM CORP DEPOSITED IN CORP IN ERROR						
CK 173723 / CK 189955 / CK 202726 EA. \$1,939.62						
01-11(12-16)10089			66.66			21,079,399.71
TR INTO CL SUB PAYABLES FRM M.H						
01-11(12-16)10090			6,535.01			21,085,934.72
TR INTO CL SUB PAYABLES FRM M.H						
01-11(12-31)10091					17,529,373.75-	3,556,560.97
2020L 10TH DISTRIBUTION						

----- PERIOD 1 END 9,233,614.31 9,114,192.42 0.00 17,953,062.76- 3,556,560.97

 290001053 53 MERCHANTS & MANUFACTURERS

12-09(12-03)10010				59.25-	BEGIN BALANCE:	5,056.03
TR TO CL						
12-09(12-09)10021		3.22				4,996.78
NOV INTEREST						
----- PERIOD 1 END		3.22	0.00	59.25-	0.00	5,000.00

 290001054 54 FIRST AMERICAN

12-09(12-03)10000				20.00-	BEGIN BALANCE:	50,018.39
TR TO CL						
12-09(12-09)10022		2.31				49,998.39
NOV INTEREST						
----- PERIOD 1 END		2.31	0.00	20.00-	0.00	50,000.70

 290001058 58 NUMARK CRED UNION

12-09(12-03)10013				102.00-	BEGIN BALANCE:	1,100.32
TR TO CL						
						998.32

----- PERIOD 1 END 1.72 0.00 102.00- 0.00 1,000.04

 290001060 60 FIFTH THIRD BK

 ***** BEGIN BALANCE: 0.00
 290001061 61 1ST BANK MANHATTAN

 12-09(12-03)10001 9.00- BEGIN BALANCE: 1,509.55
 TR TO CL 1,500.55

12-09(12-09)10024 0.32 1,500.87
 NOV INTEREST

----- PERIOD 1 END 0.32 0.00 9.00- 0.00 1,500.87

 290001062 61 1ST BANK MANHATTAN

 ***** BEGIN BALANCE: 0.00
 290001063 61 1ST BANK MANHATTAN

 ***** BEGIN BALANCE: 0.00
 290001066 66 MIDLAND STATE BANK

 12-09(12-03)10011 44.00- BEGIN BALANCE: 1,044.80
 TR TO CL 1,000.80

----- PERIOD 1 END 0.00 0.00 44.00- 0.00 1,000.80

 290001068 68 BUSEY BANK

 12-09(12-03)10005 74.00- BEGIN BALANCE: 1,071.89
 TR TO CL 997.89

12-09(12-09)10025 2.44 1,000.33
 NOV INTEREST

----- PERIOD 1 END 2.44 0.00 74.00- 0.00 1,000.33

 290001069 69 1ST COMMUNITY BK & TR

12-09(12-03)10002				61.00-	BEGIN BALANCE:	2,060.87
TR TO CL						1,999.87
12-09(12-09)10026		0.71				2,000.58
NOV INTEREST						
----- PERIOD 1 END		0.71	0.00	61.00-	0.00	2,000.58

 290001071 71 PROVIDENCE BK

12-09(12-03)10018				31.00-	BEGIN BALANCE:	1,531.50
TR TO CL						1,500.50
12-09(12-09)10027		0.15				1,500.65
NOV INTEREST						
----- PERIOD 1 END		0.15	0.00	31.00-	0.00	1,500.65

 290001073 73 LINCOLNWAY COMMTY BK

12-09(12-03)10009				56.00-	BEGIN BALANCE:	1,056.94
TR TO CL						1,000.94
----- PERIOD 1 END		0.00	0.00	56.00-	0.00	1,000.94

 290001076 76 HEARTLAND BANK

12-09(12-03)10008				48.00-	BEGIN BALANCE:	30,053.58
TR TO CL						30,005.58
----- PERIOD 1 END		0.00	0.00	48.00-	0.00	30,005.58

 290001077 77 FIRST SECURE COMMTY

12-09(12-03)10004				91.00-	BEGIN BALANCE:	1,091.79
TR TO CL						1,000.79
----- PERIOD 1 END		0.00	0.00	91.00-	0.00	1,000.79

 290001078 78 GRUNDY COUNTY NATL. BANK

-----					BEGIN BALANCE:	1,057.33
-------	--	--	--	--	----------------	----------

G/L ACCOUNT	BATCH/DESC/REF	CASH RECEIPTS	TRANSFER IN	TRANSFER OUT	DISBURSEMENTS	BALANCE
12-09(12-03)10007	TR TO CL			57.00-		1,000.33

12-09(12-09)10028	NOV INTEREST	0.52				1,000.85
-------------------	--------------	------	--	--	--	----------

----- PERIOD 1 END		0.52	0.00	57.00-	0.00	1,000.85
--------------------	--	------	------	--------	------	----------

 290001080 80 OLD SECOND BK

-----					BEGIN BALANCE:	1,085.03
12-09(12-03)10017	TR TO CL			85.00-		1,000.03

----- PERIOD 1 END		0.00	0.00	85.00-	0.00	1,000.03
--------------------	--	------	------	--------	------	----------

 290001081 81 OLD PLANK TRAIL BK

-----					BEGIN BALANCE:	20,233.61
12-09(12-03)10014	TR TO CL			333.00-		19,900.61

12-10(12-10)10031	NOV PYMT ON 16-05-36-300-019-0000	100.00				20,000.61
-------------------	-----------------------------------	--------	--	--	--	-----------

----- PERIOD 1 END		100.00	0.00	333.00-	0.00	20,000.61
--------------------	--	--------	------	---------	------	-----------

 290001084 84 CIBC

-----					BEGIN BALANCE:	10,109.58
12-09(12-03)10006	TR TO CL			111.00-		9,998.58

12-09(12-09)10029	NOV INTEREST	2.17				10,000.75
-------------------	--------------	------	--	--	--	-----------

----- PERIOD 1 END		2.17	0.00	111.00-	0.00	10,000.75
--------------------	--	------	------	---------	------	-----------

 290001088 88 TOWN CENTER BK

-----					BEGIN BALANCE:	999.54
12-09(12-09)10030	NOV INTEREST	7.25				1,006.79

----- PERIOD 1 END		7.25	0.00	0.00	0.00	1,006.79
--------------------	--	------	------	------	------	----------

 290001089 89 FIRST SECURE BANK & TRUST CO

 12-09(12-03)10003 TR TO CL 90.00- BEGIN BALANCE: 1,090.81
 1,000.81
 ----- PERIOD 1 END 0.00 0.00 90.00- 0.00 1,000.81

 290001129 JPMORGAN CHASE

----- BEGIN BALANCE: 0.00

 290001152 52 FIRST MIDWEST

----- BEGIN BALANCE: 43,337.45
 12-09(12-09)10020 NOV INTEREST 11.28 43,348.73
 12-13(12-13)10034 ADJ REVERSAL OF POSTING BK DEBIT FOR 9-16 & 9-8 5,399.61 48,748.34
 12-13(12-13)10039 ADJ BANK DOUBLED POSTED B5603 & CASHRCK 1401077096 2,006.37- 46,741.97
 DBL POSTED /OVER CK ISSD/VOIDED CK #75531
 12-13(12-13)10040 ADJ BANK DOUBLED POSTED B5603 & CASHRCK 1401077096 325.12- 46,416.85
 DBL POSTED /OVER CK ISSD/VOIDED CK #75533
 12-13(12-13)10041 ADJ BANK DOUBLED POSTED B5603 & CASHRCK 1401077096 3,068.10- 43,348.75
 DBL POSTED /OVER CK ISSD/VOIDED CK #75534
 01-03(12-31)10064 MISC ADJ 0.02- 43,348.73
 ----- PERIOD 1 END 11.28 0.00 0.00 0.00 43,348.73

 290001160 FIFTH THIRD LOCK BOX

----- BEGIN BALANCE: 0.00

2022-01-28 GENERAL LEDGER DETAIL REPORT FOR 2022, SELECTED PERIOD 01 ACCOUNTS FROM: 290001029 TO: 290001160					PAGE	22	WGL101R
G/L ACCOUNT	BATCH/DESC/REF	CASH RECEIPTS	TRANSFER IN	TRANSFER OUT	DISBURSEMENTS	BALANCE	
REPORT TOTAL		17,625,924.98	9,114,192.42	9,101,284.25-	17,953,062.76-		
REPORT TOTAL	BEG BALANCE	6,214,845.23		REPORT TOTAL	END BALANCE	5,900,615.62	